


DATA SHEET:

MODULAR ENCLOSURES AS - SHEET STEEL

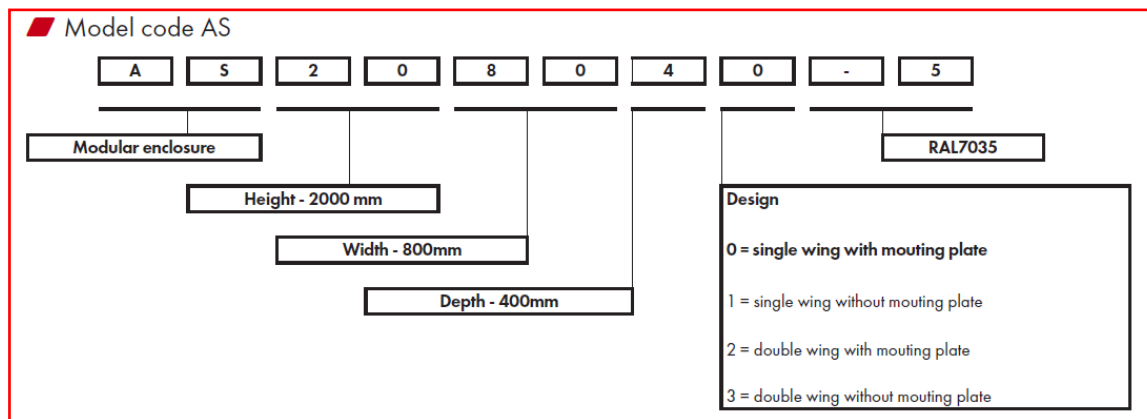


SCHRACK-INFO

- Material: Frame: 1.5/ 1.75mm steel. Door: single-door 1.75 / double-door 2.0mm steel. Rear, roof and side panels: 1.35mm steel
- Mounting plate: 2.7mm galvanized steel
- Bottom plates: Consists of three or four pieces (D> 600mm)
- Frame: Seam-welded reversed open profiles with 25mm hole pattern according to DIN 43660. Including integrated external hole pattern
- Door: At single-door enclosures door is mounted on hinges allowing left or right hand opening. At double-door enclosures, the hinge side cannot be altered. Doors for left-hand opening are to be ordered separately. Including door frame with 25mm hole pattern.
- Rear panel: Fitted by M6 torx screws. Standard facilities for rear door mounting. 1600mm wide enclosures come with a divided rear panel
- Side panels: Supplied as an accessory
- Roof panel: Removable
- Lock: Espagnolette 4-point locking system with swing handle and 5mm DIN double-bit key lock (DDB). Does not interfere with the enclosure inner space. The standard lock can be exchanged for profile half-cylinder (DIN-cylinder) and other inserts from the accessories.  
The adaptor ASLS2100 is required when converting the swing handle ASLSC501-S from standard insert DDB 5mm to half-cylinder lock. The profile half-cylinder must be according to DIN 18252 (EN 1303) and the cam must be set so, that she triggered from above. The dimension "A" must have a length of 30mm.
- Mounting plate: Double folded and slides into position. Adjustable in depth by steps of 25mm with the ASMPD002 accessory. Supplied outside of the enclosure packaging.

**MODULAR ENCLOSURES AS - SHEET STEEL**

- Earthing: All panels are earthed through their fittings and are equipped with a separate earthing stud
- Finish: Structure powder coating RAL 7035 light grey
- Degree of protection:
  - Single-door: IP56 (compliant with NEMA4, 12 and 13)
  - Double-door: IP55 (compliant with NEMA 12 and 13)
- Impact strength IK10
- Delivery: Frame with fitted door, rear panel, roof panel, bottom plates, mounting plate and door frame.  
Delivery also includes earthing bolts. Delivered on a pallet with identical width of the enclosures to allow suiting without removal. All packaging material is recyclable. In 400mm wide enclosures a mounting plate, bottom plates and door frame are not included.
- Mounting requirement: Standard delivery ready for combined installation. For stand-alone installation add side panels.



**Selection table AS - single-door**

| mm   | DEPTH | WIDTH       |                           |                           |                           |
|------|-------|-------------|---------------------------|---------------------------|---------------------------|
|      |       | 400         | 600                       | 800                       | 1000                      |
| 1800 | 400   |             | AS186040-5<br>AS186041-5* | AS188040-5<br>AS188041-5* | AS181040-5                |
|      | 500   |             | AS186050-5                | AS188050-5                | AS181050-5                |
|      | 600   |             | AS186060-5                | AS188060-5<br>AS188061-5* | AS181060-5                |
| 2000 | 400   | AS204041-5* | AS206040-5<br>AS206041-5* | AS208040-5<br>AS208041-5* | AS201040-5<br>AS201041-5* |
|      | 500   |             | AS206050-5                | AS208050-5                | AS201050-5                |
|      | 600   |             | AS206060-5<br>AS206061-5* | AS208060-5<br>AS208061-5* | AS201060-5                |
|      | 800   |             |                           | AS208080-5                |                           |
| 2200 | 600   |             | AS226060-5                | AS228060-5                | AS221060-5                |
|      | 800   |             |                           | AS228080-5                |                           |

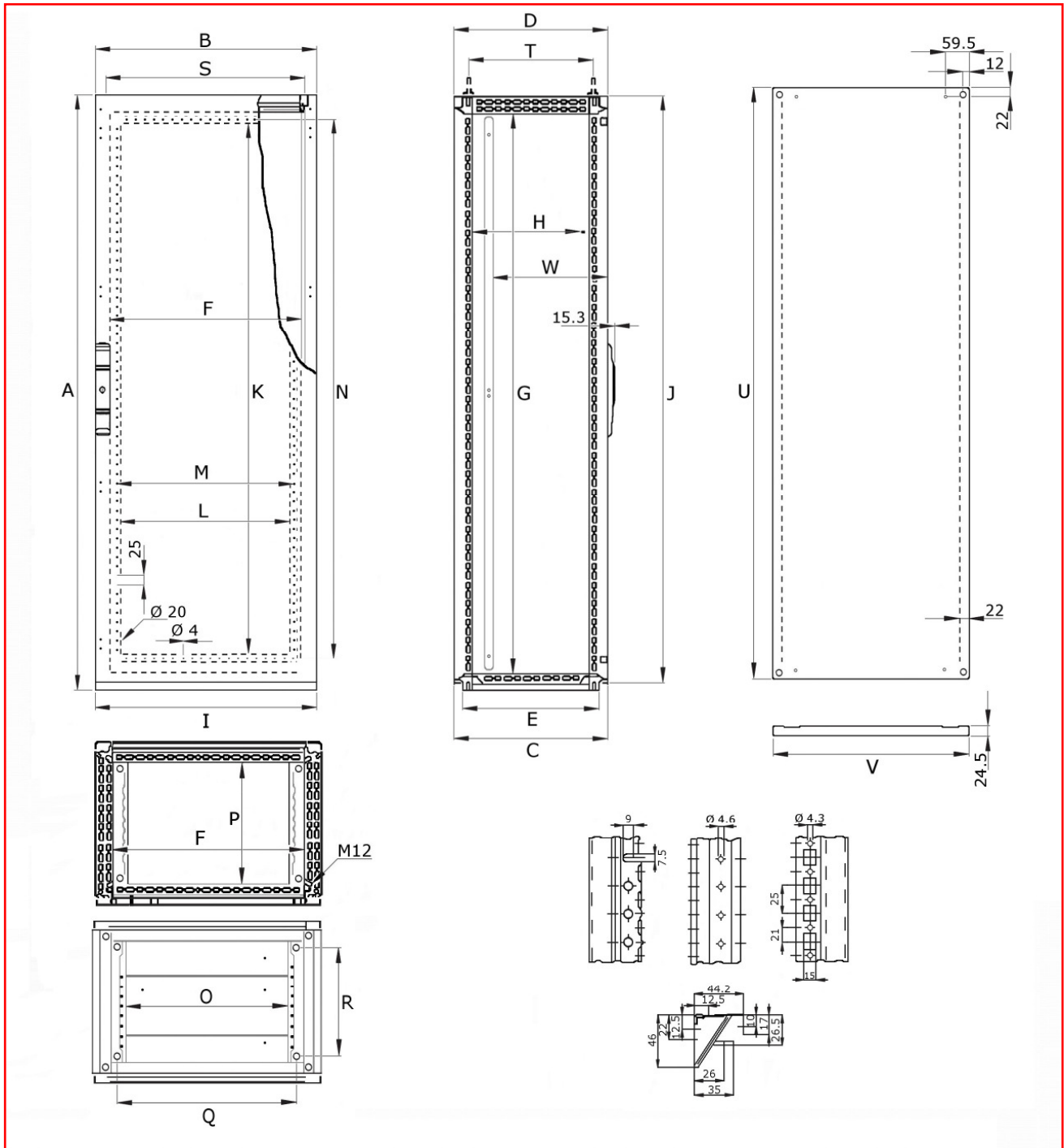
\*without mounting plate

**Selection table AS - double-door**

| mm   | DEPTH | WIDTH      |                           |                           |            |
|------|-------|------------|---------------------------|---------------------------|------------|
|      |       | 800        | 1000                      | 1200                      | 1600       |
| 1800 | 400   |            | AS181042-5                | AS181242-5                |            |
|      | 500   |            | AS181052-5                | AS181252-5                |            |
|      | 600   |            | AS181062-5                | AS181262-5                |            |
| 2000 | 400   |            | AS201042-5<br>AS201043-5* | AS201242-5<br>AS201243-5* | AS201642-5 |
|      | 500   | AS208052-5 | AS201052-5                | AS201252-5                |            |
|      | 600   |            | AS201062-5                | AS201262-5<br>AS201263-5* |            |
| 2200 | 600   |            | AS221062-5                | AS221262-5                |            |

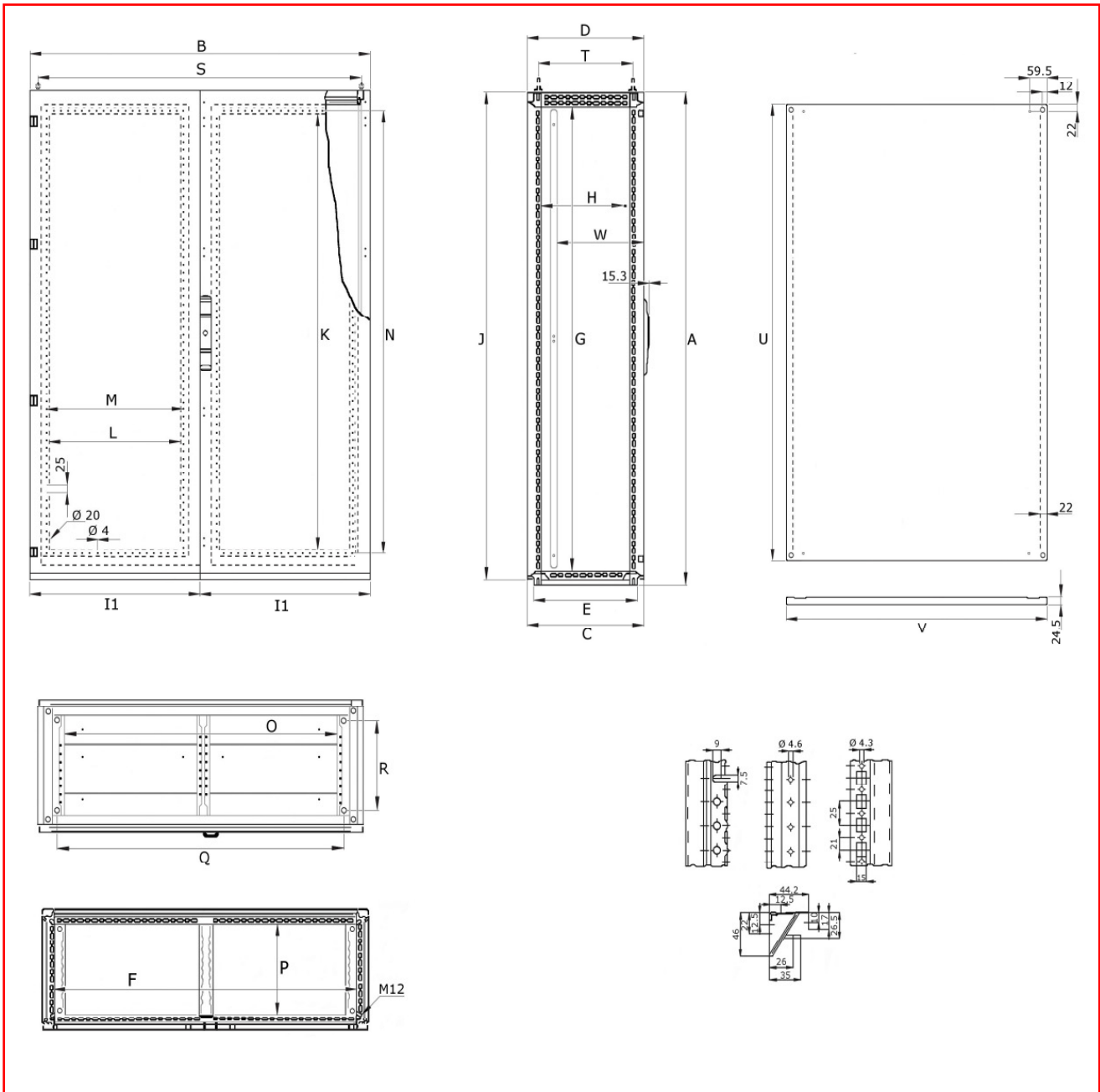
\*without mounting plate

MODULAR ENCLOSURES AS - SHEET STEEL





MODULAR ENCLOSURES AS - SHEET STEEL



**MODULAR ENCLOSURES AS - SHEET STEEL**

| Article number                | A [mm] | B [mm] | C [mm] | D [mm] | E [mm] | F [mm] | G [mm] | H [mm] | I1 [mm] | I2 [mm] | J [mm] | K [mm] | L [mm] | M [mm] |
|-------------------------------|--------|--------|--------|--------|--------|--------|--------|--------|---------|---------|--------|--------|--------|--------|
| <b>with mounting plate</b>    |        |        |        |        |        |        |        |        |         |         |        |        |        |        |
| AS181042-5                    | 1800   | 1000   | 400    | 412    | 363    | 910    | 1710   | 310    | 491     | 498     | 1782   | 1630   | 355    | 375    |
| AS181052-5                    | 1800   | 1000   | 500    | 512    | 463    | 910    | 1710   | 410    | 491     | 498     | 1782   | 1630   | 355    | 375    |
| AS181062-5                    | 1800   | 1000   | 600    | 612    | 563    | 910    | 1710   | 510    | 491     | 498     | 1782   | 1630   | 355    | 375    |
| AS181242-5                    | 1800   | 1200   | 400    | 412    | 363    | 1110   | 1710   | 310    | 591     | 598     | 1782   | 1630   | 455    | 475    |
| AS181252-5                    | 1800   | 1200   | 500    | 512    | 463    | 1110   | 1710   | 410    | 591     | 598     | 1782   | 1630   | 455    | 475    |
| AS181262-5                    | 1800   | 1200   | 600    | 612    | 563    | 1110   | 1710   | 510    | 591     | 598     | 1782   | 1630   | 455    | 475    |
| AS208052-5                    | 2000   | 800    | 500    | 512    | 463    | 710    | 1910   | 410    | 391     | 398     | 1982   | 1830   | 255    | 275    |
| AS201042-5                    | 2000   | 1000   | 400    | 412    | 363    | 910    | 1910   | 310    | 491     | 498     | 1982   | 1830   | 355    | 375    |
| AS201052-5                    | 2000   | 1000   | 500    | 512    | 463    | 910    | 1910   | 410    | 491     | 498     | 1982   | 1830   | 355    | 375    |
| AS201062-5                    | 2000   | 1000   | 600    | 612    | 563    | 910    | 1910   | 510    | 491     | 498     | 1982   | 1830   | 355    | 375    |
| AS201242-5                    | 2000   | 1200   | 400    | 412    | 363    | 1110   | 1910   | 310    | 591     | 598     | 1982   | 1830   | 455    | 475    |
| AS201252-5                    | 2000   | 1200   | 500    | 512    | 463    | 1110   | 1910   | 410    | 591     | 598     | 1982   | 1830   | 455    | 475    |
| AS201262-5                    | 2000   | 1200   | 600    | 612    | 563    | 1110   | 1910   | 510    | 591     | 598     | 1982   | 1830   | 455    | 475    |
| AS201642-5                    | 2000   | 1600   | 400    | 412    | 363    | 1510   | 1910   | 310    | 791     | 798     | 1982   | 1830   | 655    | 675    |
| AS221062-5                    | 2200   | 1000   | 600    | 612    | 563    | 910    | 2110   | 510    | 491     | 498     | 2182   | 2030   | 355    | 375    |
| AS221262-5                    | 2200   | 1600   | 600    | 612    | 563    | 1510   | 2110   | 510    | 791     | 798     | 2182   | 2030   | 655    | 675    |
| <b>without mounting plate</b> |        |        |        |        |        |        |        |        |         |         |        |        |        |        |
| AS201043-5                    | 2000   | 1000   | 400    | 412    | 363    | 910    | 1910   | 310    | 491     | 498     | 1982   | 1830   | 355    | 375    |
| AS201243-5                    | 2000   | 1200   | 400    | 412    | 363    | 1110   | 1910   | 310    | 591     | 598     | 1982   | 1830   | 455    | 475    |
| AS201263-5                    | 2000   | 1200   | 600    | 612    | 563    | 1110   | 1910   | 510    | 591     | 598     | 1982   | 1830   | 455    | 475    |

| Article number                | N [mm] | O [mm] | P [mm] | Q [mm] | R [mm] | S [mm] | T [mm] | U [mm] | V [mm] | W max. [mm] | Weight [kg] | Radiant power loss [W]* |
|-------------------------------|--------|--------|--------|--------|--------|--------|--------|--------|--------|-------------|-------------|-------------------------|
| <b>with mounting plate</b>    |        |        |        |        |        |        |        |        |        |             |             |                         |
| AS181042-5                    | 1650   | 832    | 310    | 875    | 275    | 931    | 331    | 1694   | 894    | 359         | 151,0       | -981                    |
| AS181052-5                    | 1650   | 832    | 410    | 875    | 375    | 931    | 431    | 1694   | 894    | 459         | 156,0       | -1070                   |
| AS181062-5                    | 1650   | 832    | 510    | 875    | 475    | 931    | 531    | 1694   | 894    | 559         | 161,0       | -1160                   |
| AS181242-5                    | 1650   | 1032   | 310    | 1075   | 275    | 1131   | 331    | 1694   | 1094   | 359         | 173,0       | -1127                   |
| AS181252-5                    | 1650   | 1032   | 410    | 1075   | 375    | 1131   | 431    | 1694   | 1094   | 459         | 178,0       | -1222                   |
| AS181262-5                    | 1650   | 1032   | 510    | 1075   | 475    | 1131   | 531    | 1694   | 1094   | 559         | 182,0       | -1317                   |
| AS208052-5                    | 1850   | 632    | 410    | 675    | 375    | 731    | 431    | 1894   | 694    | 459         | 144,0       | -1009                   |
| AS201042-5                    | 1850   | 832    | 310    | 875    | 275    | 931    | 331    | 1894   | 894    | 359         | 162,0       | -1078                   |
| AS201052-5                    | 1850   | 832    | 410    | 875    | 375    | 931    | 431    | 1894   | 894    | 459         | 167,0       | -1174                   |
| AS201062-5                    | 1850   | 832    | 510    | 875    | 475    | 931    | 531    | 1894   | 894    | 559         | 171,0       | -1271                   |
| AS201242-5                    | 1850   | 1032   | 310    | 1075   | 275    | 1131   | 331    | 1894   | 1094   | 359         | 185,0       | -1238                   |
| AS201252-5                    | 1850   | 1032   | 410    | 1075   | 375    | 1131   | 431    | 1894   | 1094   | 459         | 190,0       | -1340                   |
| AS201262-5                    | 1850   | 1032   | 510    | 1075   | 475    | 1131   | 531    | 1894   | 1094   | 559         | 195,0       | -1441                   |
| AS201642-5                    | 1850   | 1432   | 310    | 1475   | 275    | 1531   | 331    | 1894   | 1494   | 359         | 226,0       | -1559                   |
| AS221062-5                    | 2050   | 832    | 510    | 875    | 475    | 931    | 531    | 2094   | 894    | 559         | 188,0       | -1381                   |
| AS221262-5                    | 2050   | 1432   | 510    | 1475   | 475    | 1531   | 531    | 2094   | 1494   | 559         | 214,0       | -1566                   |
| <b>without mounting plate</b> |        |        |        |        |        |        |        |        |        |             |             |                         |
| AS201043-5                    | 1850   | 832    | 310    | 875    | 275    | 931    | 331    | -      | -      | 359         | 162,0       | -1078                   |
| AS201243-5                    | 1850   | 1032   | 310    | 1075   | 275    | 1131   | 331    | -      | -      | 359         | 185,0       | -1238                   |
| AS201263-5                    | 1850   | 1032   | 510    | 1075   | 475    | 1131   | 531    | -      | -      | 559         | 195,0       | -1441                   |

\* max. radiated power of housing calculated as a wall mounted single fixed with  $\Delta T = 35K$ .

**MODULAR ENCLOSURES AS - SHEET STEEL**

| DESCRIPTION  | ORDER NO.                  |
|--|----------------------------|
| <b>Single door with mounting plate, RAL 7035 (HxWxD)</b> |                            |
| 1800x600x400mm   | <a href="#">AS186040-5</a> |
| 1800x600x500mm   | <a href="#">AS186050-5</a> |
| 1800x600x600mm   | <a href="#">AS186060-5</a> |
| 1800x800x400mm   | <a href="#">AS188040-5</a> |
| 1800x800x500mm   | <a href="#">AS188050-5</a> |
| 1800x800x600mm   | <a href="#">AS188060-5</a> |
| 1800x1000x400mm  | <a href="#">AS181040-5</a> |
| 1800x1000x500mm  | AS181050-5                 |
| 1800x1000x600mm  | AS181060-5                 |
| 2000x600x400mm   | <a href="#">AS206040-5</a> |
| 2000x600x500mm   | <a href="#">AS206050-5</a> |
| 2000x600x600mm   | <a href="#">AS206060-5</a> |
| 2000x800x400mm   | <a href="#">AS208040-5</a> |
| 2000x800x400mm   | AS208044-5                 |

**MODULAR ENCLOSURES AS - SHEET STEEL**

| DESCRIPTION   | ORDER NO.                  |
|---|----------------------------|
| <b>Single door with mounting plate, RAL 7035 (HxWxD)</b>    |                            |
| 2000x800x500mm  | <a href="#">AS208050-5</a> |
| 2000x800x600mm  | <a href="#">AS208060-5</a> |
| 2000x800x800mm  | <a href="#">AS208080-5</a> |
| 2000x1000x400mm   | <a href="#">AS201040-5</a> |
| 2000x1000x500mm   | <a href="#">AS201050-5</a> |
| 2000x1000x600mm   | <a href="#">AS201060-5</a> |
| 2200x600x600mm  | <a href="#">AS226060-5</a> |
| 2200x800x600mm  | <a href="#">AS228060-5</a> |
| 2200x800x800mm  | AS228080-5                 |
| 2200x1000x600mm   | AS221060-5                 |
| <b>Single door without mounting plate, RAL 7035 (HxWxD)</b> |                            |
| 1800x600x400mm  | <a href="#">AS186041-5</a> |
| 1800x800x400mm  | AS188041-5                 |
| 1800x800x600mm  | AS188061-5                 |
| 2000x400x400mm  | <a href="#">AS204041-5</a> |
| 2000x600x400mm  | AS206041-5                 |
| 2000x600x600mm  | <a href="#">AS206061-5</a> |
| 2000x800x400mm  | <a href="#">AS208041-5</a> |
| 2000x800x600mm  | <a href="#">AS208061-5</a> |
| 2000x1000x400mm   | AS201041-5                 |
| <b>Double door with mounting plate, RAL 7035 (HxWxD)</b>    |                            |
| 1800x1000x400mm   | <a href="#">AS181042-5</a> |
| 1800x1000x500mm   | AS181052-5                 |
| 1800x1000x600mm   | AS181062-5                 |
| 1800x1200x400mm   | <a href="#">AS181242-5</a> |
| 1800x1200x500mm   | <a href="#">AS181252-5</a> |
| 1800x1200x600mm   | AS181262-5                 |
| 2000x800x500mm  | AS208052-5                 |
| 2000x1000x400mm   | <a href="#">AS201042-5</a> |
| 2000x1000x500mm   | <a href="#">AS201052-5</a> |
| 2000x1000x600mm   | <a href="#">AS201062-5</a> |
| 2000x1600x600mm   | <a href="#">AS201642-5</a> |
| 2000x1200x400mm   | <a href="#">AS201242-5</a> |
| 2000x1200x500mm   | <a href="#">AS201252-5</a> |
| 2000x1200x600mm   | <a href="#">AS201262-5</a> |
| 2200x1000x600mm   | AS221062-5                 |
| 2200x1200x600mm   | AS221262-5                 |
| <b>Double door without mounting plate, RAL 7035 (HxWxD)</b> |                            |
| 2000x1000x400mm   | <a href="#">AS201043-5</a> |
| 2000x1200x400mm   | AS201243-5                 |
| 2000x1200x600mm   | <a href="#">AS201263-5</a> |