



F&F Filipowski sp. j.  
Konstantynowska 79/81, 95-200 Pabianice, POLAND  
phone/fax (+48 42) 215 23 83 / (+48 42) 227 09 71  
www.fif.com.pl; e-mail: biuro@fif.com.pl

## AZH-MINI-LED

Twilight switch,  
hermetically sealed



**Do not dispose of this device in the trash along with other waste!**

According to the Law on Waste, electro coming from households free of charge and can give any amount to up to that end point of collection, as well as to store the occasion of the purchase of new equipment (in accordance with the principle of old-for-new, regardless of brand). Electro thrown in the trash or abandoned in nature, pose a threat to the environment and human health.



### Purpose

The AZH-MINI-LED is a twilight switch with a built-in light sensor, enclosed in a hermetically sealed housing and specially adapted to switch on the LED lighting. By using a switching element that guarantees correct operation with current pulses up to 120 A/20 s, the AZH-MINI-LED automatic switch successfully manages to switch on and off the LED lighting, which, despite its energy efficiency generates at the moment of switching strong current surges that effectively destroy classic relays.

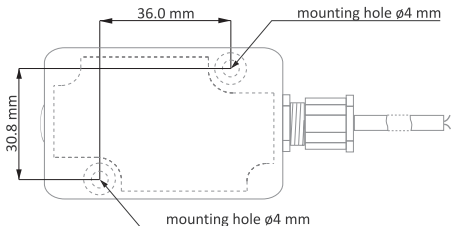
### Functioning

The twilight switch should be placed in a place with constant access to natural daylight. Changes in its intensity will cause the lighting to switch on and off. The time of switching on the lighting can be set by the user using the knob located inside the device. Turning the knob towards the "moon" will switch the lighting on later, turning the knob towards the "sun" will switch it on earlier.

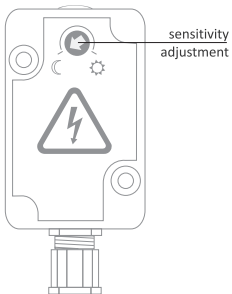
The twilight switch has a system that delays switching on and off of the lighting, thus reducing the impact of various interference (such as atmospheric discharges) on the operation of the machine.

## Mounting

1. Turn off the power supply.
2. Unscrew the front of the device (4 screws). Inside the device you will see 2 holes for screwing the device to the wall.



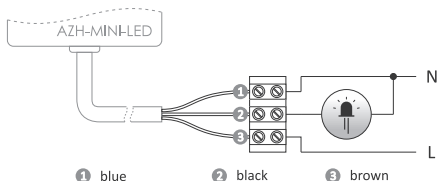
3. Connect the wires according to the diagram. Properly insulate the connection point of power supply cables with the cables of twilight switch or connect them in a hermetic distribution box.
4. Use the knob to set the tripping threshold.



**Special care must be taken if the adjustment is made while the power is on. Be sure to use insulated screwdrivers and do not touch anything except the knob.**

---






## Connection diagram



## Technical data

|                                  |                                    |
|----------------------------------|------------------------------------|
| power supply                     | 165÷265 V AC                       |
| maximum load current (AC-1)      | 16 A                               |
| switch-on threshold (adjustable) | 2÷1000 lx                          |
| hysteresis                       | approx. 15 lx                      |
| on delay                         | approx. 10 s                       |
| off delay                        | approx. 20 s                       |
| resistance to current shocks     | 120 A/20 ms                        |
| power consumption                | 0.6 W                              |
| terminal                         | OMY 2×1 mm <sup>2</sup> , l= 0.8 m |
| working temperature              | -25÷50°C                           |
| dimensions                       | 42×64×30 mm                        |
| mounting                         | surface-mounted                    |
| protection level                 | IP65                               |

## Power table

|  |  |  |  |  |
|---|---|---|---|---|
| tungsten  | halogen   | fluorescent   | energy-saving   | LED   |
| 1500 W  | 1000 W  | 500 W   | 300 W   | 300 W   |

The above data are indicative and will heavily depend on the design of a specific receiver (that is especially important for LED bulbs, energy-saving lamps, electronic transformers and pulse power supply units), switching frequency and operating conditions.

For more information visit: [www.fif.com.pl](http://www.fif.com.pl).

## Warranty

The F&F products are covered by a warranty of the 24 months from the date of purchase. Effective only with proof of purchase. Contact your dealer or directly with us.

## CE declaration

F&F Filipowski sp. j. declares that the device is in conformity with the essential requirements of The Low Voltage Directive (LVD) 2014/35/EU and the Electromagnetic Compatibility (EMC) Directive 2014/30/UE. The CE Declaration of Conformity, along with the references to the standards in relation to which conformity is declared, can be found at [www.fif.com.pl](http://www.fif.com.pl) on the product page.

**«F&F»<sup>®</sup>**