

# modern design





karre plus



Privileged quality, high technology, modern design and functionality draws the border line of the excellence. Karre Plus perfectly draws a square with its style pleasing every taste and interprets the elegance again.

# pure minimalism



Karre Plus addresses to the ones preferring a simple but attractive with its white and beige products designed by minimal concept. With its elegant form and style matching almost each furniture, these two alternatives of Karre Plus are among the indispensable ones of all times.



To meet the expectations at each point perfectly is the starting point of Karre Plus. Karre Plus taking the minimal style to the top on its own field with its design offers a product range enriched by alternatives from thermostat to the switches and sockets.



# modern colors stylish materials



### Karre Plus

Enriching Karre Plus concept brings the white and beige, as its classic colors, and minimal elegance to the living spaces.




### Karre Plus Metallic Colors


Karre Plus designs with expanded lines through metallic colors accompany the trends of today.



### Karre Plus Eloxal

Calm and pure Karre Plus line exposes the brilliance of Eloxal and puts forward its difference with silver, black and bronze colors.





### Karre Plus Solid Wood

Karre Plus shapes the natural materials and thus the result is perfect. With Oak, Walnut, Cherry options, Karre Plus completes the decorations.



### Karre Plus Glass

Unique harmony between glass and Karre Plus with claret red, light green, black color options, Karre Plus Glass addresses to the ones who wants more.



### Karre Plus Corian

Above-the-line material and Karre Plus design gets together in Corian series.




# fascinating anatomy

## Mechanism: Thinness and resistance

Resistant metal frame with a thickness of 1 mm ensures the desired performance during the installation. Extra details added to the metal frames provide help to make the alignment as desired. Assemblies are safely carried out with its specially rolled non-hurting tabs.

## Retainer: Strong and durable

Retainer that is designed with an ideal proportion to fasten the button securely meets the expectations for endurance and strength desired during the usage and replacement of covers.



## Frame: Chic and modern

Frames in square forms with modern designs having two-gang, three-gang, four-gang, five-gang, six-gang options that can be used vertically and horizontally according to the decorations offer the trends of today in its color alternatives.

## Button: Single, double or illuminated options

Replaceable buttons and covers with single, double or illuminated options are available in different colors.




LED lighting in illuminated switches



Resistant metal frame with a thickness of 1 mm



Non-hurting rolled special tab structure



Details assisting the alignment added to the metal frame for perfect assembly



# modern choices modern homes

## Digital Programmable Shutter Control

Programmable Shutter Control with both daily and weekly programmable digital display having special theft scenario.



**Digital Programmable Shutter Control**  
Graphic LCD display  
Easy-to-use menus  
Power reserve exceeding 6 hours  
Semi-open, open, closed modes  
Summer / Winter - 2 separate weeks scheduling feature





## PRO Dimmer Family

Meet new PRO DIMMER offering comfort, coziness and superior protection with its technology and design.



**RLC PRO Dimmer**  
Smart dimmer feature  
Overcurrent protection  
Overload protection (thermal)  
20W - 350W, R,L and C load types

**RL PRO Dimmer**  
Short-circuit protection  
Overload protection (thermal)  
60W - 400W, R and L load types  
Two-way feature

**RC PRO Dimmer**  
Short-circuit protection  
Overload protection (thermal) 40W - 400W, R and C load types  
Two-way feature

**1-10V Potentiometer**  
Dims the fluorescent lamps by connecting to the dimmable ballast  
Switching current at AC 230V: 6A  
Control current max. 50A

- 4 different models as RL, RC, RLC and 1-10V dimmers according to the lighting types to be used
- Superior protection against the errors arising from installation and lighting with Overload and Short-circuit Protection feature
- Ease of turning on and off by a single touch thanks to this Push On-Off feature
- Two-way feature in PRO RL and PRO RC series
- Compliance with all dimmable lamp types with load identification feature in PRO RLC series

## Analog and Programmable Digital Thermostat

Temperature setting with high precision thanks to the special PI algorithm! Programmable Digital Thermostat with backlit, user-friendly menu supported by 7 languages.



















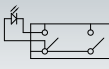





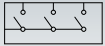


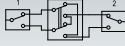


































**Analog Thermostat**  
Temperature setting between 10 - 30°C  
+/- 1°C measurement precision  
Warning lamp  
Protection against freezing



**Programmable Digital Thermostat**  
Temperature setting between 5 - 30°C  
+/- 1°C measurement precision  
Graphic LCD display  
Menu to use easily  
Power reserve exceeding 6 hours  
Outside, at home and night modes  
Summer / Winter - 2 separate weeks scheduling feature (weekday, weekend, whole week)  
Protection against freezing

## Switches (Complete)

<p><b>WKTC0001-2</b> □ □</p> <p>One-way Switch 10AX, 250V~ Color ○ ○</p>   	<p><b>WKTC0009-2</b> □ □</p> <p>2-gang One-way Switch 10AX, 250V~ Color ○ ○</p>   	<p><b>WKTC0003-2</b> □ □</p> <p>Two-way Switch 10AX, 250V~ Color ○ ○</p>   	<p><b>WKTC0022-2</b> □ □</p> <p>Shutter Control, Push Button 10AX, 250V~ Color ○ ○</p>   
<p><b>WKTC0011-2</b> □ □</p> <p>2-gang Two-way Switch 10AX, 250V~ Color ○ ○</p>   	<p><b>WKTC0002-2</b> □ □</p> <p>One-way Switch, Illum. 10AX, 250V~ Color ○ ○</p>   	<p><b>WKTC0010-2</b> □ □</p> <p>2-gang One-way Switch, Illum. 10AX, 250V~ Color ○ ○</p>   	<p><b>WKTC0004-2</b> □ □</p> <p>Two-way Switch, Illum. 10AX, 250V~ Color ○ ○</p>   
<p><b>WKTC0015-2</b> □ □</p> <p>3-gang One-way Switch 10AX, 250V~ Color ○ ○</p>   	<p><b>WKTC0005-2</b> □ □</p> <p>Intermediate Switch 10AX, 250V~ Color ○ ○</p>   	<p><b>WKTC0012-2</b> □ □</p> <p>Double One-way Switch, Illum. 10AX, 250V~ Color ○ ○</p>   	<p><b>WKTC0013-2</b> □ □</p> <p>Double One-way Push Button 10AX, 250V~ Color ○ ○</p>   
<p><b>WKTC0007-2</b> □ □</p> <p>2-pole Switch 10AX, 250V~ Color ○ ○</p>   	<p><b>WKTC0008-2</b> □ □</p> <p>2-pole Switch, Illum., 10AX, 250V~ Color ○ ○</p>   	<p><b>WKTC0025-2</b> □ □</p> <p>Emergency Push Button with Cord 10AX, 250V~ Color ○ ○</p>   	<p><b>WKTC0016-2</b> □ □</p> <p>One-way Push Button 10AX, 250V~ Color ○ ○</p>   
<p><b>WKTC0017-2</b> □ □</p> <p>Push Button, Illum. 10AX, 250V~ Color ○ ○</p>   	<p><b>WKTC0019-2</b> □ □</p> <p>Push Button with Bell Symbol 10AX, 250V~ Color ○ ○</p>   	<p><b>WKTC0020-2</b> □ □</p> <p>Push Button w Label, Illum. 24V 10AX, 250V~ Color ○ ○</p>   	<p><b>WKTC0018-2</b> □ □</p> <p>Push Button with Key Symbol, 10AX, 250V~ Color ○ ○</p>   

**Dimmers (Complete)**

**WKTC0526-2**□□  
 Rotary Dimmer RL 60-400W  
 230V~  
 Color ○ ○



**WKTC0525-2**□□  
 Rotary Dimmer RC 40-400W  
 230V~  
 Color ○ ○



**WKTC0524-2**□□  
 Rotary Dimmer RLC 20-350W  
 230V~  
 Color ○ ○



**WKTC0527-2**□□  
 Rotary Dimmer 1-10V  
 230V~  
 Color ○ ○



**Sockets (Complete)**

**WKTC0201-2**□□  
 Socket 2P  
 16A, 250V~  
 Color ○ ○




**WKTC0211-2**□□  
 Socket 2P Child Prot.  
 16A, 250V~  
 Color ○ ○




**WKTC0202-2**□□  
 Socket 2P+E  
 16A, 250V~  
 Color ○ ○




**WKTC0212-2**□□  
 Socket 2P+E, Child Prot.  
 16A, 250V~  
 Color ○ ○




**WKTC0210-2**□□  
 Socket 2P+E, Lid and Child Prot.  
 16A, 250V~  
 Color ○ ○




**WKTC0213-2**□□  
 Socket 2P+E French, Child Prot.  
 16A, 250V~  
 Color ○ ○




**WKTC0204-2**□□  
 Double Socket 2P  
 16A, 250V~  
 Color ○ ○






**WKTC0214-2**□□  
 Double Socket 2P Child Prot., Comp.  
 16A, 250V~  
 Color ○ ○






**WKTC0205-2**□□  
 Double Socket 2P+E  
 16A, 250V~  
 Color ○ ○





**WKTC0215-2**□□  
 Double Socket 2P+E,  
 Child Prot.  
 16A, 250V~  
 Color ○ ○

**WKTC0216-2**□□  
 Double Socket 2P+E French,  
 Child Prot.  
 16A, 250V~  
 Color ○ ○



**Variety of Colors**



The last 2 characters in □□ of product numbers show the item color.

- White — WH
- Beige — BG

**Type of Terminals and Electrical Cables**

	Solid Wire	Stranded Wire	Flexible Wire
 Screw Terminal	1,0-2,5mm <sup>2</sup>	1,0-2,5mm <sup>2</sup>	—
 Screw Terminal	1,5-2,5mm <sup>2</sup>	1,5-2,5mm <sup>2</sup>	—

## Telephone and Data Sockets (Complete)

**WKTC0402-2** □ □ □  
 RJ11 Cat3  
 Color ○ ○



**WKTC0404-2** □ □ □  
 RJ45 Cat5e  
 Color ○ ○



**WKTC0405-2** □ □ □  
 RJ45 Cat6  
 Color ○ ○



**WKTC0403-2** □ □ □  
 Double RJ11 Cat3  
 Color ○ ○



**WKTC0406-2** □ □ □  
 Double RJ45 Cat5e  
 Color ○ ○



**WKTC0407-2** □ □ □  
 Double RJ45 Cat6  
 Color ○ ○



**WKTC0408-2** □ □ □  
 RJ45 Cat5e + RJ11 Cat3  
 Color ○ ○



**WKTC0409-2** □ □ □  
 RJ45 Cat6 + RJ11 Cat3  
 Color ○ ○




## Television Sockets (Complete)


**WKTC0412-2** □ □ □  
 Double Keystone Socket  
 w/o conn.  
 Color ○ ○




**WKTC0451-2** □ □ □  
 TV Socket, Terminated  
 Color ○ ○




**WKTC0452-2** □ □ □  
 TV Socket, Thr.-pass (12dB)  
 Color ○ ○




**WKTC0454-2** □ □ □  
 TV Socket, Lossless  
 Color ○ ○



**WKTC0458-2** □ □ □  
 SAT Socket, Terminated  
 Color ○ ○



**WKTC0459-2** □ □ □  
 SAT Socket, Thr.-pass (10dB)  
 Color ○ ○



**WKTC0460-2** □ □ □  
 TV-SAT Socket,  
 Terminated  
 Color ○ ○



**WKTC0461-2** □ □ □  
 TV-SAT Socket, Thr.-pass (11dB)  
 Color ○ ○



**WKTC0463-2** □ □ □  
 TV-RAD-SAT Socket,  
 Terminated  
 Color ○ ○



**WKTC0466-2** □ □ □  
 SAT-SAT-TV Socket,  
 Terminated  
 Color ○ ○



**Audio Control and Audio Socket (Complete)**

**WKTC0561-2**□□  
Volume Control Switch  
Color ○○



**WKTC0563-2**□□  
Audio Channel Selection Switch  
Color ○○



**WKTC0560-2**□□  
Audio Socket  
Color ○○



**Keycard Switch (Complete)**

**WKTC0576-2**□□  
Energy Saver Mechanical (220V)  
Color ○○



**Accessories (Complete)**

**WKTC0702-2**□□  
Cable Outlet  
Color ○○



**WKTC0701-2**□□  
Blank Cover  
Color ○○



**WKTC0791-9**□□  
Surface Mounting Box, Single  
Color ○○



**WKTC0792-9**□□  
Surface Mounting Box, Double  
Color ○○



**WKTC0712-4NC**  
IP44 Gasket Kit for Switch




**WKTC0713-4NC**  
IP44 Gasket Kit for 2-gang Switch



**WKTC0711-4NC**  
IP44 Gasket Kit for Socket with Lid





**Variety of Colors**





















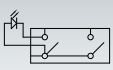








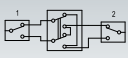











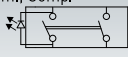




















The last 2 characters in □□ of product numbers show the item color.

- White — WH
- Beige — BG

**Type of Terminals and Electrical Cables**

	Solid Wire	Stranded Wire	Flexible Wire
 <b>Screw Terminal</b>	1.0-2.5mm <sup>2</sup>	1.0-2.5mm <sup>2</sup>	—
 <b>Screw Terminal</b>	1.5-2.5mm <sup>2</sup>	1.5-2.5mm <sup>2</sup>	—

## Switches (Mechanism + Rocker)

<p><b>WKTT0001-2</b> □ □</p> <p>One-way Switch 10AX, 250V~ Color ○ ○ ○ ● ●</p>   	<p><b>WKTT0009-2</b> □ □</p> <p>2-gang One-way Switch 10AX, 250V~ Color ○ ○ ○ ● ●</p>   	<p><b>WKTT0003-2</b> □ □</p> <p>Two-way Switch 10AX, 250V~ Color ○ ○ ○ ● ●</p>   	<p><b>WKTT0022-2</b> □ □</p> <p>Shutter Control, Push Button 10AX, 250V~ Color ○ ○ ○ ● ●</p>   
<p><b>WKTT0011-2</b> □ □</p> <p>2-gang Two-way Switch 10AX, 250V~ Color ○ ○ ○ ● ●</p>   	<p><b>WKTT0002-2</b> □ □</p> <p>One-way Switch, Illum. 10AX, 250V~ Color ○ ○ ○ ● ●</p>   	<p><b>WKTT0010-2</b> □ □</p> <p>2-gang One-way Switch, Illum. 10AX, 250V~ Color ○ ○ ○ ● ●</p>   	<p><b>WKTT0004-2</b> □ □</p> <p>Two-way Switch, Illum. 10AX, 250V~ Color ○ ○ ○ ● ●</p>   
<p><b>WKTT0015-2</b> □ □</p> <p>3-gang One-way Switch 10AX, 250V~ Color ○ ○ ○ ● ●</p>   	<p><b>WKTT0005-2</b> □ □</p> <p>Intermediate Switch 10AX, 250V~ Color ○ ○ ○ ● ●</p>   	<p><b>WKTT0012-2</b> □ □</p> <p>Double One-way Switch 10AX, 250V~ Color ○ ○ ○ ● ●</p>   	<p><b>WKTT0013-2</b> □ □</p> <p>Double One-way Push Button 10AX, 250V~ Color ○ ○ ○ ● ●</p>   
<p><b>WKTT0007-2</b> □ □</p> <p>2-pole Switch 10AX, 250V~ Color ○ ○ ○ ● ●</p>   	<p><b>WKTT0008-2</b> □ □</p> <p>2-pole Switch, Illum., Comp. 10AX, 250V~ Color ○ ○ ○ ● ●</p>   	<p><b>WKTT0025-2</b> □ □</p> <p>Emergency Push Button w Cord 10AX, 250V~ Color ○ ○ ○ ● ●</p>   	<p><b>WKTT0016-2</b> □ □</p> <p>One-way Push Button 10AX, 250V~ Color ○ ○ ○ ● ●</p>   
<p><b>WKTT0017-2</b> □ □</p> <p>Push Button, Illum. 10AX, 250V~ Color ○ ○ ○ ● ●</p>   	<p><b>WKTT0019-2</b> □ □</p> <p>Push Button w Bell Symbol 10AX, 250V~ Color ○ ○ ○ ● ●</p>   	<p><b>WKTT0020-2</b> □ □</p> <p>Push Button w Label, Illum. 24V 10AX, 250V~ Color ○ ○ ○ ● ●</p>   	<p><b>WKTT0018-2</b> □ □</p> <p>Push Button with Key Symbol, Comp10AX, 250V~ Color ○ ○ ○ ● ●</p>   

**Dimmers (Mechanism + Cover Plate)**

**WKTT0526-2** □ □  
 Rotary Dimmer RL 60-400W  
 230V~  
 Color ○ ○ ○ ○ ●

**WKTT0525-2** □ □  
 Rotary Dimmer RC 40-400W  
 230V~  
 Color ○ ○ ○ ○ ●

**WKTT0524-2** □ □  
 Rotary Dimmer RLC 20-350W  
 230V~  
 Color ○ ○ ○ ○ ●

**WKTT0527-2** □ □  
 Rotary Dimmer 1-10V  
 Color ○ ○ ○ ○ ●

**Sockets (Mechanism + Cover Plate)**

**WKTT0201-2** □ □  
 Socket 2P  
 16A, 250V~  
 Color ○ ○ ○ ○ ●

**WKTT0211-2** □ □  
 Socket 2P, Child Prot  
 16A, 250V~  
 Color ○ ○ ○ ○ ●

**WKTT0202-2** □ □  
 Socket 2P+E  
 16A, 250V~  
 Color ○ ○ ○ ○ ●

**WKTT0212-2** □ □  
 Socket 2P+E, Child Prot  
 16A, 250V~  
 Color ○ ○ ○ ○ ●

**WKTT0210-2** □ □  
 Socket 2P+E, Lid and Child Prot  
 16A, 250V~  
 Color ○ ○ ○ ○ ●

**WKTT0213-2** □ □  
 Socket 2P+E French, Child Prot  
 16A, 250V~  
 Color ○ ○ ○ ○ ●

**WKTT0204-2** □ □  
 Double Socket 2P  
 16A, 250V~  
 Color ○ ○ ○ ○ ●

**WKTT0214-2** □ □  
 Double Socket 2P Child Prot., Comp.  
 16A, 250V~  
 Color ○ ○ ○ ○ ●

**WKTT0205-2** □ □  
 Double Socket 2P+E  
 16A, 250V~  
 Color ○ ○ ○ ○ ●

**WKTT0215-2** □ □  
 Double Socket 2P+E,  
 Child Prot  
 16A, 250V~  
 Color ○ ○ ○ ○ ●

**WKTT0216-2** □ □  
 Double Socket 2P+E French,  
 Child Prot  
 16A, 250V~  
 Color ○ ○ ○ ○ ●

**Variety of Colors**



The last 2 characters in □ □ of product numbers show the item color.

- White — WH
- Beige — BG
- Silver — SL
- Bronze — BR
- Dark Gray — DG

**Type of Terminals and Electrical Cables**











	Solid Wire	Stranded Wire	Flexible Wire
Screw Terminal	1.0-2.5mm <sup>2</sup>	1.0-2.5mm <sup>2</sup>	—
Screw Terminal	1.5-2.5mm <sup>2</sup>	1.5-2.5mm <sup>2</sup>	—



## Telephone and Data Sockets (Mechanism + Cover Plate)

<p><b>WKTT0402-2</b> □ □</p> <p>RJ11 Cat3 Color ○ ○ ○ ○ ○ ●</p> 	<p><b>WKTT0404-2</b> □ □</p> <p>RJ45 Cat5e Color ○ ○ ○ ○ ○ ●</p> 	<p><b>WKTT0405-2</b> □ □</p> <p>RJ45 Cat6 Color ○ ○ ○ ○ ○ ●</p> 	<p><b>WKTT0403-2</b> □ □</p> <p>Double RJ11 Cat3 Color ○ ○ ○ ○ ○ ●</p> 
<p><b>WKTT0406-2</b> □ □</p> <p>Double RJ45 Cat5e Color ○ ○ ○ ○ ○ ●</p> 	<p><b>WKTT0407-2</b> □ □</p> <p>Double RJ45 Cat6 Color ○ ○ ○ ○ ○ ●</p> 	<p><b>WKTT0408-2</b> □ □</p> <p>RJ45 Cat5e + RJ11 Cat3 Color ○ ○ ○ ○ ○ ●</p> 	<p><b>WKTT0409-2</b> □ □</p> <p>RJ45 Cat6 + RJ11 Cat3 Color ○ ○ ○ ○ ○ ●</p> 

## Television Sockets (Mechanism + Cover Plate)

<p><b>WKTT0412-2</b> □ □</p> <p>Double Keystone Socket w/o connector Color ○ ○ ○ ○ ○ ●</p> 	<p><b>WKTT0451-2</b> □ □</p> <p>TV Socket, Terminated Color ○ ○ ○ ○ ○ ●</p> 	<p><b>WKTT0452-2</b> □ □</p> <p>TV Socket, Thr.-pass (12dB) Color ○ ○ ○ ○ ○ ●</p> 	<p><b>WKTT0454-2</b> □ □</p> <p>TV Socket, Lossless Color ○ ○ ○ ○ ○ ●</p> 
<p><b>WKTT0458-2</b> □ □</p> <p>SAT Socket, Terminated Color ○ ○ ○ ○ ○ ●</p> 	<p><b>WKTT0459-2</b> □ □</p> <p>SAT Socket, Thr.-pass (10dB) Color ○ ○ ○ ○ ○ ●</p> 	<p><b>WKTT0460-2</b> □ □</p> <p>TV-SAT Socket, Terminated Color ○ ○ ○ ○ ○ ●</p> 	<p><b>WKTT0461-2</b> □ □</p> <p>TV-SAT Socket, Thr.-pass (11dB) Color ○ ○ ○ ○ ○ ●</p> 
<p><b>WKTT0463-2</b> □ □</p> <p>TV-RAD-SAT Socket, Terminated Color ○ ○ ○ ○ ○ ●</p> 	<p><b>WKTT0466-2</b> □ □</p> <p>SAT-SAT-TV Socket, Terminated Color ○ ○ ○ ○ ○ ●</p> 		

**Audio Control and Audio Socket (Mechanism + Cover Plate)**

**WKTT0561-2** □□  
 Volume Control Switch  
 Color ○ ○ ○ ○ ○ ●



**WKTT0563-2** □□  
 Audio Channel Selection Switch  
 Color ○ ○ ○ ○ ○ ●



**WKTT0560-2** □□  
 Audio Socket  
 Color ○ ○ ○ ○ ○ ●



**Keycard Switch (Mechanism + Cover Plate)**

**WKTT0576-2** □□  
 Energy Saver Mechanical (220V)  
 Color ○ ○ ○ ○ ○ ●



**Thermostats**

**WKTT0541-5** □□  
 Room Thermostat  
 Color ○ ○ ○ ○ ○ ●



**WKTT0542-5** □□  
 Program. Room Thermostat  
 Color ○ ○ ○ ○ ○ ●



**WKTT0543-5** □□  
 Program. Shutter Control  
 Color ○ ○ ○ ○ ○ ●



**Cable Outlet and Blank Covers (Mechanism + Cover Plate)**

**WKTT0702-2** □□  
 Cable Outlet  
 Color ○ ○ ○ ○ ○ ●



**WKTT0701-2** □□  
 Blank Cover  
 Color ○ ○ ○ ○ ○ ●





**Variety of Colors**



The last 2 characters in □□ of product numbers show the item color.

- White — WH
- Beige — BG
- Silver — SL
- Bronze — BR
- Dark Gray — DG

**Type of Terminals and Electrical Cables**

	Solid Wire	Stranded Wire	Flexible Wire
 <b>Screw Terminal</b>	1.0-2.5mm <sup>2</sup>	1.0-2.5mm <sup>2</sup>	—
 <b>Screw Terminal</b>	1.5-2.5mm <sup>2</sup>	1.5-2.5mm <sup>2</sup>	—

## Frame

### Single Frame



### Horizontal 2-Gang Frame



### Horizontal 3-Gang Frame



### Horizontal 4-Gang Frame



### Horizontal 5-Gang Frame




### Horizontal 6-Gang Frame




	Single Frame	Horizontal 2-Gang Frame	Horizontal 3-Gang Frame	Horizontal 4-Gang Frame	Horizontal 5-Gang Frame	Horizontal 6-Gang Frame
White	WKTF0801-2WH	WKTF0802-2WH	WKTF0803-2WH	WKTF0804-2WH	WKTF0805-2WH	WKTF0806-2WH
Beige	WKTF0801-2BG	WKTF0802-2BG	WKTF0803-2BG	WKTF0804-2BG	WKTF0805-2BG	WKTF0806-2BG
Silver	WKTF0801-2SL	WKTF0802-2SL	WKTF0803-2SL	WKTF0804-2SL	WKTF0805-2SL	WKTF0806-2SL
Bronze	WKTF0801-2BR	WKTF0802-2BR	WKTF0803-2BR	WKTF0804-2BR	WKTF0805-2BR	WKTF0806-2BR
Dark Gray	WKTF0801-2DG	WKTF0802-2DG	WKTF0803-2DG	WKTF0804-2DG	WKTF0805-2DG	WKTF0806-2DG
Aluminum Silver	WKTF0801-3AS	WKTF0802-3AS	WKTF0803-3AS	WKTF0804-3AS	–	–
Aluminum Bronze	WKTF0801-3AR	WKTF0802-3AR	WKTF0803-3AR	WKTF0804-3AR	–	–
Aluminum Black	WKTF0801-3AB	WKTF0802-3AB	WKTF0803-3AB	WKTF0804-3AB	–	–
Wooden Oak	WKTF0801-3WO	WKTF0802-3WO	WKTF0803-3WO	WKTF0804-3WO	–	–
Wooden Cherry	WKTF0801-3WK	WKTF0802-3WK	WKTF0803-3WK	WKTF0804-3WK	–	–
Wooden wallnut	WKTF0801-3WW	WKTF0802-3WW	WKTF0803-3WW	WKTF0804-3WW	–	–
Corian Sandstone	WKTF0801-3CS	WKTF0802-3CS	WKTF0803-3CS	WKTF0804-3CS	–	–
Corian Dusk	WKTF0801-3CD	WKTF0802-3CD	WKTF0803-3CD	WKTF0804-3CD	–	–
Corian Blackquartz	WKTF0801-3CB	WKTF0802-3CB	WKTF0803-3CB	WKTF0804-3CB	–	–
Glass Light Green	WKTF0801-3GG	WKTF0802-3GG	WKTF0803-3GG	WKTF0804-3GG	–	–
Glass Claret Red	WKTF0801-3GC	WKTF0802-3GC	WKTF0803-3GC	WKTF0804-3GC	–	–
Glass Black	WKTF0801-3GB	WKTF0802-3GB	WKTF0803-3GB	WKTF0804-3GB	–	–



### Variety of Colors



	Vertical 2-Gang Frame	Vertical 3-Gang Frame	Vertical 4-Gang Frame	Vertical 5-Gang Frame	Vertical 6-Gang Frame	Double Socket Frame
White	WKTF0812-2WH	WKTF08132WH	WKTF08142WH	WKTF0815-2WH	WKTF0816-2WH	WKTF0809-2WH
Beige	WKTF0812-2BG	WKTF08132BG	WKTF08142BG	WKTF0815-2BG	WKTF0816-2BG	WKTF0809-2BG
Silver	WKTF0812-2SL	WKTF08132SL	WKTF08142SL	WKTF0815-2SL	WKTF0816-2SL	WKTF0809-2SL
Bronze	WKTF0812-2BR	WKTF08132BR	WKTF08142BR	WKTF0815-2BR	WKTF0816-2BR	WKTF0809-2BR
Dark Gray	WKTF0812-2DG	WKTF08132DG	WKTF08142DG	WKTF0815-2DG	WKTF0816-2DG	WKTF0809-2DG
Aluminum Silver	WKTF0812-3AS	WKTF0813-3AS	WKTF0814-3AS	-	-	WKTF0809-3AS
Aluminum Bronze	WKTF0812-3AR	WKTF0813-3AR	WKTF0814-3AR	-	-	WKTF0809-3AR
Aluminum Black	WKTF0812-3AB	WKTF0813-3AB	WKTF0814-3AB	-	-	WKTF0809-3AB
Wooden Oak	WKTF0812-3WO	WKTF0813-3WO	WKTF0814-3WO	-	-	WKTF0809-3WO
Wooden Cherry	WKTF0812-3WK	WKTF0813-3WK	WKTF0814-3WK	-	-	WKTF0809-3WK
Wooden walnut	WKTF0812-3WW	WKTF0813-3WW	WKTF0814-3WW	-	-	WKTF0809-3WW
Corian Sandstone	WKTF0812-3CS	WKTF0813-3CS	WKTF0814-3CS	-	-	WKTF0809-3CS
Corian Dusk	WKTF0812-3CD	WKTF0813-3CD	WKTF0814-3CD	-	-	WKTF0809-3CD
Corian Blackquartz	WKTF0812-3CB	WKTF0813-3CB	WKTF0814-3CB	-	-	WKTF0809-3CB
Glass Light Green	WKTF0812-3GG	WKTF0813-3GG	WKTF0814-3GG	-	-	WKTF0809-3GG
Glass Claret Red	WKTF0812-3GC	WKTF0813-3GC	WKTF0814-3GC	-	-	WKTF0809-3GC
Glass Black	WKTF0812-3GB	WKTF0813-3GB	WKTF0814-3GB	-	-	WKTF0809-3GB



home  
style



arkedia



Simple but flashy Arkedia exposes the inner beauty of the living spaces. Starting its journey from the indispensability of white and beige, Arkedia completes the decorations with comfort thanks to the wide range of product that meets expectations and preferences.

arkedia


# style and grace




Arkedia is much more than an electric switch for living spaces with its style and concept of grace. Arkedia brings together refined elegance, modernity, comfort and safety.



# Panasonic







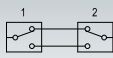











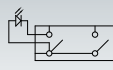





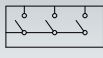


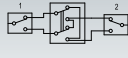





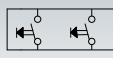





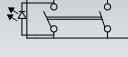






















Arkedia is in harmony with every decorative environment.  
Comforting visual difference is achieved with a little touch...




















## Switches (Complete)

<p><b>WMTC0001-2</b> □ □</p> <p>One-way Switch 10AX, 250V- Color ○ ○</p>   	<p><b>WMTC0009-2</b> □ □</p> <p>2-gang One-way Switch 10AX, 250V- Color ○ ○</p>   	<p><b>WMTC0003-2</b> □ □</p> <p>Two-way Switch 10AX, 250V- Color ○ ○</p>   	<p><b>WMTC0022-2</b> □ □</p> <p>Shutter Control, Push Button 10AX, 250V- Color ○ ○</p>   
<p><b>WMTC0011-2</b> □ □</p> <p>2-gang Two-way Switch 10AX, 250V- Color ○ ○</p>   	<p><b>WMTC0002-2</b> □ □</p> <p>One-way Switch, Illum. 10AX, 250V- Color ○ ○</p>   	<p><b>WMTC0010-2</b> □ □</p> <p>2-gang One-way Switch, Illum. 10AX, 250V- Color ○ ○</p>   	<p><b>WMTC0004-2</b> □ □</p> <p>Two-way Switch, Illum. 10AX, 250V- Color ○ ○</p>   
<p><b>WMTC0015-2</b> □ □</p> <p>3-gang One-way Switch 10AX, 250V- Color ○ ○</p>   	<p><b>WMTC0005-2</b> □ □</p> <p>Intermediate Switch 10AX, 250V- Color ○ ○</p>   	<p><b>WMTC0012-2</b> □ □</p> <p>Double One-way Switch 10AX, 250V- Color ○ ○</p>   	<p><b>WMTC0013-2</b> □ □</p> <p>Double One-way Push Button 10AX, 250V- Color ○ ○</p>   
<p><b>WMTC0007-2</b> □ □</p> <p>2-pole Switch 10AX, 250V- Color ○ ○</p>   	<p><b>WMTC0008-2</b> □ □</p> <p>2-pole Switch, Illum., Comp. 10AX, 250V- Color ○ ○</p>   	<p><b>WMTC0025-2</b> □ □</p> <p>Emergency Push Button with Cord 10AX, 250V- Color ○ ○</p>   	<p><b>WMTC0016-2</b> □ □</p> <p>One-way Push Button 10AX, 250V- Color ○ ○</p>   
<p><b>WMTC0017-2</b> □ □</p> <p>Push Button, Illum. 10AX, 250V- Color ○ ○</p>   	<p><b>WMTC0019-2</b> □ □</p> <p>Push Button with Bell Symbol 10AX, 250V- Color ○ ○</p>   	<p><b>WMTC0020-2</b> □ □</p> <p>Push Button with Label, Illum. 24V 10AX, 250V- Color ○ ○</p>   	<p><b>WMTC0018-2</b> □ □</p> <p>Push Button with Key Symbol, Comp. 10AX, 250V- Color ○ ○</p>   


Dimmers (Complete)

<p><b>WMTC0526-2</b>□□</p> <p>Rotary Dimmer RL 60-400W 230V~ Color ○ ○</p> 	<p><b>WMTC0525-2</b>□□</p> <p>Rotary Dimmer RC 40-400W 230V~ Color ○ ○</p> 	<p><b>WMTC0524-2</b>□□</p> <p>Rotary Dimmer RLC 20-350W 230V~ Color ○ ○</p> 	<p><b>WMTC0527-2</b>□□</p> <p>Rotary Dimmer 1-10V Color ○ ○</p> 
--	--	--	---

Sockets (Complete)

<p><b>WMTC0201-2</b>□□</p> <p>Socket 2P 16A, 250V~ Color ○ ○</p> 	<p><b>WMTC0211-2</b>□□</p> <p>Socket 2P Child Prot. 16A, 250V~ Color ○ ○</p> 	<p><b>WMTC0202-2</b>□□</p> <p>Socket 2P+E 16A, 250V~ Color ○ ○</p> 	<p><b>WMTC0212-2</b>□□</p> <p>Socket 2P+E, Child Prot. 16A, 250V~ Color ○ ○</p> 
<p><b>WMTC0210-2</b>□□</p> <p>Socket 2P+E, Lid and Child Prot. 16A, 250V~ Color ○ ○</p> 	<p><b>WMTC0213-2</b>□□</p> <p>Socket 2P+E French, Child Prot. 16A, 250V~ Color ○ ○</p> 	<p><b>WMTC0204-2</b>□□</p> <p>Double Socket 2P 16A, 250V~ Color ○ ○</p> 	<p><b>WMTC0214-2</b>□□</p> <p>Double Socket 2P Child Prot., Comp. 16A, 250V~ Color ○ ○</p> 
<p><b>WMTC0205-2</b>□□</p> <p>Double Socket 2P+E 16A, 250V~ Color ○ ○</p> 	<p><b>WMTC0215-2</b>□□</p> <p>Double Socket 2P+E, Child Prot. 16A, 250V~ Color ○ ○</p> 	<p><b>WMTC0216-2</b>□□</p> <p>Double Socket 2P+E French, Child Prot. 16A, 250V~ Color ○ ○</p> 	



Variety of Colors



The last 2 characters in □□ of product numbers show the item color.

- White — WH
- Beige — BG

Type of Terminals and Electrical Cables

	Solid Wire	Stranded Wire	Flexible Wire
 <b>Screw Terminal</b>	1.0-2.5mm <sup>2</sup>	1.0-2.5mm <sup>2</sup>	—
 <b>Screw Terminal</b>	1.5-2.5mm <sup>2</sup>	1.5-2.5mm <sup>2</sup>	—

## Telephone and Data Sockets (Complete)

<p><b>WMTC0402-2</b> □ □</p> <p>RJ11 Cat3 Color ○ ○</p> 	<p><b>WMTC0404-2</b> □ □</p> <p>RJ45 Cat5e Color ○ ○</p> 	<p><b>WMTC0405-2</b> □ □</p> <p>RJ45 Cat6 Color ○ ○</p> 	<p><b>WMTC0403-2</b> □ □</p> <p>Double RJ11 Cat3 Color ○ ○</p> 
<p><b>WMTC0406-2</b> □ □</p> <p>Double RJ45 Cat5e Color ○ ○</p> 	<p><b>WMTC0407-2</b> □ □</p> <p>Double RJ45 Cat6 Color ○ ○</p> 	<p><b>WMTC0408-2</b> □ □</p> <p>RJ45 Cat5e + RJ11 Cat3 Color ○ ○</p> 	<p><b>WMTC0409-2</b> □ □</p> <p>RJ45 Cat6 + RJ11 Cat3 Color ○ ○</p> 

## Television Sockets (Complete)

<p><b>WMTC0412-2</b> □ □</p> <p>Double Keystone Socket w/o conn. Color ○ ○</p> 	<p><b>WMTC0451-2</b> □ □</p> <p>TV Socket, Terminated Color ○ ○</p> 	<p><b>WMTC0452-2</b> □ □</p> <p>TV Socket, Thr-pass (12dB) Color ○ ○</p> 	<p><b>WMTC0454-2</b> □ □</p> <p>TV Socket, Lossless Color ○ ○</p> 
<p><b>WMTC0458-2</b> □ □</p> <p>SAT Socket, Terminated Color ○ ○</p> 	<p><b>WMTC0459-2</b> □ □</p> <p>SAT Socket, Thr-pass (10dB) Color ○ ○</p> 	<p><b>WMTC0460-2</b> □ □</p> <p>TV-SAT Socket, Terminated Color ○ ○</p> 	<p><b>WMTC0461-2</b> □ □</p> <p>TV-SAT Socket, Thr-pass (11dB) Color ○ ○</p> 
<p><b>WMTC0463-2</b> □ □</p> <p>TV-RAD-SAT Socket, Terminated Color ○ ○</p> 	<p><b>WMTC0466-2</b> □ □</p> <p>SAT-SAT-TV Socket, Terminated Color ○ ○</p> 		

Audio Control and Audio Sockets (Complete)

**WMTC0561-2**□□  
Volume Control Switch  
Color ○○



**WMTC0563-2**□□  
Audio Channel Selection Switch  
Color ○○



**WMTC0560-2**□□  
Audio Socket  
Color ○○



Keycard Switch (Complete)

**WMTC0576-2**□□  
Energy Saver Mechanical (220V)  
Color ○○



Accessories (Complete)

**WMTC0702-2**□□  
Cable Outlet  
Color ○○



**WMTC0701-2**□□  
Blank Cover  
Color ○○




**WMTC0791-9**□□  
Surface Mounting Box, Single  
Color ○○



**WMTC0792-9**□□  
Surface Mounting Box, Double  
Color ○○





Variety of Colors



The last 2 characters in □□ of product numbers show the item color.

- White — WH
- Beige — BG

Type of Terminals and Electrical Cables

	Solid Wire	Stranded Wire	Flexible Wire
 Screw Terminal	1.0-2.5mm <sup>2</sup>	1.0-2.5mm <sup>2</sup>	—
 Screw Terminal	1.5-2.5mm <sup>2</sup>	1.5-2.5mm <sup>2</sup>	—

**Panasonic**

an extensive line  
for today's lifestyle



Frame

Single Frame



Horizontal 2-Gang Frame



Horizontal 3-Gang Frame



Horizontal 4-Gang Frame



Horizontal 5-Gang Frame



Horizontal 6-Gang Frame



Vertical 2-Gang Frame



Vertical 3-Gang Frame



Vertical 4-Gang Frame



Vertical 5-Gang Frame



Vertical 6-Gang Frame



	Single Frame	Horizontal 2-Gang Frame	Horizontal 3-Gang Frame	Horizontal 4-Gang Frame	Horizontal 5-Gang Frame	Horizontal 6-Gang Frame
White	WMTF0801-2WH	WMTF0802-2WH	WMTF0803-2WH	WMTF0804-2WH	WMTF0805-2WH	WMTF0806-2WH
Beige	WMTF0801-2BG	WMTF0802-2BG	WMTF0803-2BG	WMTF0804-2BG	WMTF0805-2BG	WMTF0806-2BG

	Vertical 2-Gang Frame	Vertical 3-Gang Frame	Vertical 4-Gang Frame	Vertical 5-Gang Frame	Vertical 6-Gang Frame
White	WMTF0812-2WH	WMTF0813-2WH	WMTF0814-2WH	WMTF0815-2WH	WMTF0816-2WH
Beige	WMTF0812-2BG	WMTF0813-2BG	WMTF0814-2BG	WMTF0815-2BG	WMTF0816-2BG

# Thea Blu... blue beauty



# Panasonic

## Thea blu



Thea Blu, with its aesthetical design, soft and decorative blue LED light, brings an indispensable feel of comfort in addition to an impression look to modern spaces. It offers a wide range of products to meet contemporary expectations almost anywhere.



Thea blu

# beauty in LED



Fascinating blue LED light makes Thea Blu visually stand out in modern decoration applications.

Thea Blu, incorporating blue LED, the prestigious element of elegant switch designs, attracts attention, and puts its mark in the night.





Thea Blu adds a chic glitter to the spaces, with an elegant product range.



# decorative colors and a little sparkle

**Thea blu**



## **Inox**

Thea Blu Inox, offering a wealth of options for a graceful touch, adds value to living spaces, through its blue LED technology.



## **Inox Matt**

Captivating blue LED light of Thea Blu leads to irresistible beauty of Inox Matt.



## **Chrome**

Another classical choice by Thea Blu, Chrome is a perfect match for all decoration styles.





## Chrome Matt

Chrome Matt is yet another Thea Blu option to complement the comfort of modern living spaces.



## Una

Complementing charismatic decoration, Thea Blu Una catches the eye with its elegance.



## Antique

Thea Blu offers Antique for those who wish to reflect ambition in a classical style.



## Gold

Thea Blu presents the Gold alternative for ever more courageous and sparkling living spaces.



# Thea blu

Inner  
Structure

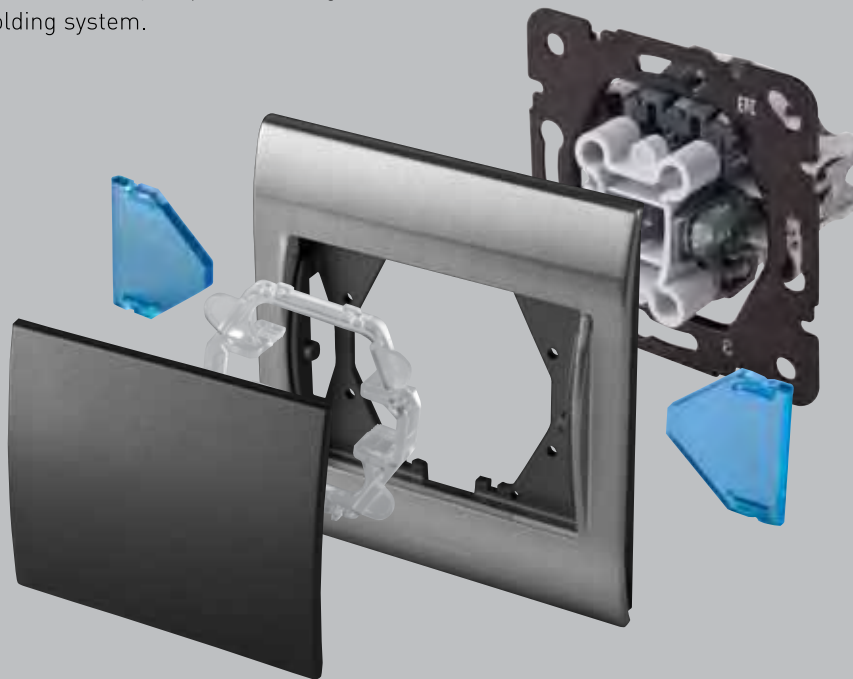
## behind the frames

### Frame

Zamak, a special alloy utilized in the production of products with visual exclusivity, is used for frame applications of Thea Blu. Thus, dull, bright and natural coating can be preferred for the frames manufactured by a special casting and molding system.

### Retainer

Retainer keeps the frame between the mechanism and button and also allows the switch to be securely fit and perfectly mounted on the uneven walls.



### Claw Screws


With quick connecting terminals, Thea Blu offers comfort to the users at the mounting stage.

### Button / Cover

Thea Blu offers 4 different options in White, Dore, Dark Gray and Black to complete the designs.

### Light Tunnel

Blue soft LEDs that make Thea Blue special product of modern spaces create difference thanks to this special tunnel.




Easy to quickly connect with its special terminals



Operation of LED illumination



1 mm, high resistant metal frame coated against corrosion



Special claws that are guided and hidden and rounded without hurting the hands



## Switch allowing options for different lamp types

Thea Blu switch series have 'switch' solutions providing perfect usage with LED illuminating products as well as halogen lamp, fluorescent and energy saving lamps. In cases where halogen lamp is used as illuminating product, turn the 'switch' to lamp position. When halogen lamp is on, LEDs are off. When the lamp is off, LEDs turns on. In cases where fluorescent, energy saving lamp or LEDs are used as illuminating products, turn 'switch' into fluorescent position. With neutral line, LED will always be on.



Halogen lamp switch



Fluorescent lamp switch position

Thea blu

the line of  
contemporary living



## PRO Dimmer Family



Meet PRO DIMMER offering comfort, coziness and superior protection with its technology and design.

### **RLC PRO Dimmer**

Smart dimmer feature  
Overcurrent protection  
Overload protection  
(thermal)  
20W - 350W,  
R,L and C load types

### **RL PRO Dimmer**

Short-circuit protection  
Overload protection  
(thermal)  
60W - 400W, R and L  
load types  
Two-way feature

### **RC PRO Dimmer**

Short-circuit protection  
Overload protection  
(thermal) 40W - 400W,  
R and C load types  
Two-way feature

### **1-10V Potentiometer**

Dims the fluorescent  
lamps by connecting to the  
dimmable ballast.  
Switching current at AC  
230V: 6A  
Control current max. 50A

- 4 different models as RL, RC, RLC and 1-10V dimmers according to the lighting types to be used
- Superior protection against the errors arising from installation and lighting with Overload and Short-circuit Protection feature
- Ease of turning on and off by a single touch thanks to this Push On-Off feature
- Two-way feature in PRO RL and PRO RC series
- Compliance with all dimmable lamp types with load identification feature in PRO RLC series

## Energy Saver







- It's used to ensure the safety and prevent the energy loss occurring at serious degrees in generally used buildings, particularly hotel rooms.
- Energy Saver provides energy for the system when you insert the card into its slot on the wall unit. 15-20 seconds after removing the card from its slot on the wall, the system is de-energized.
- Devices with continuous energy like minibars are left out of the system.
- System has by-pass feature.  
(Doesn't shut off the electric energy in case of Energy Saver failure.)
- Operating voltage of the panel unit is 175-250V.
- There is a voltage of 12/24V on the wall unit (apply 220 V).
- There are two 16A relays on the relay unit inserted to the outlet of the fuse. One of them supplies the illumination and the other one supplies the air-conditioner. Third relay can be added on the relay unit if desired.
- When the door or window is opened with magnetic door contact, air-conditioner is de-energized.



## Switches (Mechanism)

<p><b>WBTM0101-5NC</b> One-way Switch, Quick Con. 10AX, 250V~</p>   	<p><b>WBTM0109-5NC</b> 2-gang One-way Switch, Quick Con. 10AX, 250V~</p>   	<p><b>WBTM0103-5NC</b> Two-way Switch, Quick Con. 10AX, 250V~</p>   	<p><b>WBTM0112-5NC</b> Double One-way Switch, Quick Con. 10AX, 250V~</p>   
<p><b>WBTM0111-5NC</b> 2-gang Two-way Switch, Quick Con. 10AX, 250V~</p>   	<p><b>WBTM0114-5NC</b> Hotel DND/MUR Switch, Quick Con. 10AX, 250V~</p>  	<p><b>WBTM0105-5NC</b> Intermediate Switch, Quick Con. 10AX, 250V~</p>   	<p><b>WBTM0113-5NC</b> Double One-way Push Button, Quick Con. 10AX, 250V~</p>   
<p><b>WBTM0107-5NC</b> 2-pole Switch, Quick Con. 10AX, 250V~</p>   	<p><b>WBTM0125-5NC</b> Emergency Push Button with Cord 10AX, 250V~</p>   	<p><b>WBTM0116-5NC</b> One-way Push Button, Quick Con. 10AX, 250V~</p>   	<p><b>WBTM0119-5NC</b> Push Button, 24V LED for Label, Quick Con. 10AX, 250V~</p>   
<p><b>WBTM0123-5NC</b> Shutter Control, Push Button 10AX, 250V~</p>   	<p><b>WBTM0118-5NC</b> Push Button, 24V LED, Quick Con. 10AX, 250V~</p>   		

## Dimmers (Mechanism)

<p><b>WBTM0526-5NC</b> Rotary Dimmer RL 60-400W</p> 	<p><b>WBTM0525-5NC</b> Rotary Dimmer RC 40-400W</p> 	<p><b>WBTM0524-5NC</b> Rotary Dimmer RLC 20-350W</p> 	<p><b>WBTM0527-5NC</b> Rotary Dimmer 1-10V</p> 
---	---	---	--

Sockets (Mechanism)

**WBTM0311-5NC**  
 Socket 2P, Quick Con.  
 16A, 250V~




**WBTM0312-5NC**  
 Socket 2P+E, Quick Con.  
 16A, 250V~




**WBTM0313-5NC**  
 Socket 2P+E (French), Quick Con.  
 16A, 250V~




**WBTM0314-5NC**  
 Double Socket 2P  
 16A, 250V~




**WBTM0315-5NC**  
 Double Socket 2P+E  
 16A, 250V~




**WBTM0316-5NC**  
 Double Socket 2P+E (French)  
 16A, 250V~




Telephone and Data Sockets (Mechanism)

**WBTM0402-5NC**  
 RJ11 Cat 3



**WBTM0403-5NC**  
 Double RJ11 Cat 3



**WBTM0405-5NC**  
 RJ45 Cat 6



**WBTM0407-5NC**  
 Double RJ45 Cat 6





**WBTM0409-5NC**  
 RJ45 Cat 6 + RJ11 Cat 3



**WBTM0411-5NC**  
 Double Keystone Socket  
 W/O connector



Type of Terminals and Electrical Cables

	Solid Wire	Stranded Wire	Flexible Wire
 Screw Terminal	1.5-2.5mm <sup>2</sup>	1.5-2.5mm <sup>2</sup>	—
 Screwless Terminal	1.5-2.5mm <sup>2</sup>	1.5-2.5mm <sup>2</sup>	—

## Television Sockets (Mechanism)


### WBTM0451-5NC

TV Socket, Terminated




### WBTM0452-5NC

TV Socket, Through-pass (12dB)



### WBTM0454-5NC

TV Socket, Lossless



### WBTM0455-5NC

TV-RAD Socket, Terminated




### WBTM0456-5NC

TV-RAD Socket, Through-pass (7dB)




### WBTM0458-5NC

SAT Socket, Terminated



### WBTM0459-5NC

SAT Socket, Through-pass (10dB)




### WBTM0460-5NC

TV-SAT Socket, Terminated




### WBTM0461-5NC

TV-SAT Socket, Through-pass (11dB)



### WBTM0462-5NC

TV-SAT Socket, Through-pass (8dB)



### WBTM0463-5NC

TV-RAD-SAT Socket, Terminated



### WBTM0464-5NC

TV-RAD-SAT Socket, Through-pass (13dB)



## Audio Control and Audio Sockets (Mechanism)


### WBTM0561-5NC

Volume Control Switch



### WBTM0563-5NC

Audio Channel Selection Switch



### WBTM0564-5NC

Volume Control Switch with Transformer



### WBTM0560-5NC


Audio Socket



## Keycard Switch (Mechanism)

### WBTM0576-5NC


Energy Saver Mechanical (220V)















## Blank (Mechanism)

### WBTM0702-5NC

Cable Outlet




Switches (Rocker)

<p><b>WBTR0001-5</b>□□</p> <p>One-way Switch Color ○ ● ● ●</p> 	<p><b>WBTR0009-5</b>□□</p> <p>2-gang One-way Switch Color ○ ● ● ●</p> 	<p><b>WBTR0003-5</b>□□</p> <p>Two-way Switch Color ○ ● ● ●</p> 	<p><b>WBTR0011-5</b>□□</p> <p>2-gang Two-way Switch Color ○ ● ● ●</p> 
<p><b>WBTR0005-5</b>□□</p> <p>Intermediate Switch Color ○ ● ● ●</p> 	<p><b>WBTR0018-5</b>□□</p> <p>Push Button with Key Symbol Color ○ ● ● ●</p> 	<p><b>WBTR0025-5</b>□□</p> <p>Emergency Switch with Cord Color ○ ● ● ●</p> 	<p><b>WBTR0019-5</b>□□</p> <p>Push Button with Bell Symbol Color ○ ● ● ●</p> 
<p><b>WBTR0016-5</b>□□</p> <p>One-way Switch with Light Symbol Color ○ ● ● ●</p> 	<p><b>WBTR0023-5</b>□□</p> <p>Shutter Control Color ○ ● ● ●</p> 	<p><b>WBTR0020-5</b>□□</p> <p>Push Button with Label Color ○ ● ● ●</p> 	<p><b>WBTR0014-5</b>□□</p> <p>Hotel DND/MUR Switch Color ○ ● ● ●</p> 

Dimmers (Cover)


**WBTR0525-5**□□

Rotary Dimmer  
Color ○ ● ● ●



Variety of Colors

White Dore Dark Gray Black



The last 2 characters in □□ of product numbers show the item color.

- Metallic White — MW
- Dore — DR
- Dark Gray — DG
- Black — BL

## Sockets (Cover)

**WBTR0201-5**

Socket 2P, Child Protec.  
Color



**WBTR0202-5**

Socket 2P+E, Child Protec.  
Color



**WBTR0210-5**

Socket 2P+E, Lid and Child Protec.  
Color



**WBTR0213-5**

Socket 2P+E (French), Child Protec.  
Color



**WBTR0214-5**

Double Socket 2P, Child Protec.  
Color



**WBTR0215-5**

Double Socket 2P+E, Child Protec.  
Color



**WBTR0216-5**

Double Socket 2P+E (French), Child Protec.  
Color



## Telephone and Data Sockets (Cover)

**WBTR0402-5**

RJ11  
Color



**WBTR0403-5**

Double RJ11  
Color



**WBTR0404-5**

RJ45  
Color



**WBTR0406-5**

Double RJ45  
Color



## Television Sockets (Cover)

**WBTR0412-5**

RJ45 + RJ11  
Color



**WBTR0451-5**

TV Socket  
Color



**WBTR0455-5**

TV-Rad Socket  
Color



**WBTR0464-5**

TV-Rad-SAT Socket  
Color



## Audio (Cover)

**WBTR0460-5**

TV-SAT Socket  
Color



**WBTR0560-5**

Audio Socket  
Color



**WBTR0561-5**

Volume Control Switch  
Color



**WBTR0563-5**

Audio Channel Selection Switch  
Color




**Keycard Switch (Cover)**



**Blank (Cover)**




**Variety of Colors**



The last 2 characters in  of product numbers show the item color.

- Metallic White — MW
- Dore — DR
- Dark Gray — DG
- Black — BL

**Variety of Colors**



**Panasonic**

all in one  
all in Thea Blu



Frames


Single Frame



Horizontal 2-Gang Frame




Horizontal 3-Gang Frame



Horizontal 4-Gang Frame



	Single Frame	Horizontal 2-Gang Frame	Horizontal 3-Gang Frame	Horizontal 4-Gang Frame	Horizontal Double Socket Frame
Inox Matt	WBTF0801-5IM	WBTF0802-5IM	WBTF0803-5IM	WBTF0804-5IM	WBTF0809-5IM
Gold	WBTF0801-5GL	WBTF0802-5GL	WBTF0803-5GL	WBTF0804-5GL	WBTF0809-5GL
Antique	WBTF0801-5AQ	WBTF0802-5AQ	WBTF0803-5AQ	WBTF0804-5AQ	WBTF0809-5AQ
Chrome Matt	WBTF0801-5CM	WBTF0802-5CM	WBTF0803-5CM	WBTF0804-5CM	WBTF0809-5CM
Inox	WBTF0801-5IN	WBTF0802-5IN	WBTF0803-5IN	WBTF0804-5IN	WBTF0809-5IN
Una	WBTF0801-5UN	WBTF0802-5UN	WBTF0803-5UN	WBTF0804-5UN	WBTF0809-5UN
Chrome	WBTF0801-5CH	WBTF0802-5CH	WBTF0803-5CH	WBTF0804-5CH	WBTF0809-5CH



Variety of Colors