

xkappa

5 YEARS
WARRANTY



EN

Recessed spots equipped with COB LEDs, with reduced luminance (direct glare) due to the position of LED and the shape of the reflector.

Housing (heat sink) and reflector of die-cast aluminum, sandblasted silver for housing and electrostatically painted in sandblasted white for the reflector.

Diffuser for LED of faceted polycarbonate.

Luminaire with UGR<17.

Constant current LED driver delivered with the light fitting.

Range of applications

Lighting for shops, hotels, museums or other exhibition areas.
General interior lighting.

RO

Spoturi încastrate echipate cu LED-uri COB, cu luminanță (orbire directă) redusă, datorită poziției retrase a LED-ului și formei reflectorului.

Corpul (radiatorul) și reflectorul din aluminiu turnat sub presiune, argintiu sablat pentru corp și vopsit în câmp electrostatic, culoare alb sablat pentru reflector.

Dispersor pentru LED din policarbonat fațetat.

Corp de iluminat cu UGR<17.

Alimentatorul în curent constant livrat cu corpul de iluminat.

Aplicații

Iluminatul spațiilor comerciale, hotelurilor, muzeelor sau al altor spații de expunere.

Iluminatul general de interior.

IT

Faretti da incasso equipaggiati da LED COB, con bassa luminanza (abbagliamento diretto) grazie alla posizione del LED e alla forma del riflettore.

Corpo (dissipatore) e riflettore in pressofusione di alluminio, argento sabbiato per il corpo e verniciato a polveri, per il riflettore.

Diffusore per LED in policarbonato sfaccettato.

Apparecchio con UGR<17.

Alimentatore a corrente costante fornito con l'apparecchio.

Campi di applicazione

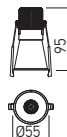
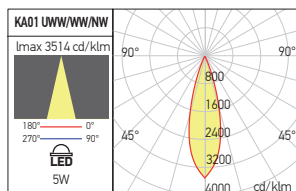
Illuminazione per negozi, alberghi, musei o aree espositive.
Illuminazione generale di interni.



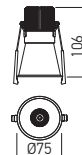
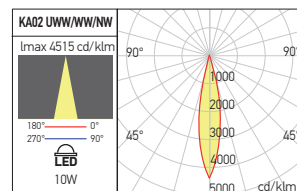
KA01

FINISHING AVAILABLE

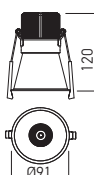
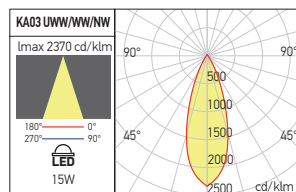
SWH SBK



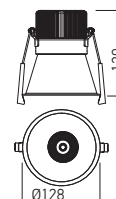
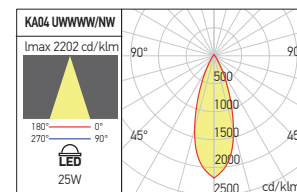
KA02




KA03



KA04



Code	Finishing	LED type	Power	Input voltage	Output current Average driver	Driver	LED flux	System flux	CCT	CRI	Optics		Weight
KA01UWW SWH	SWH	COB CREE	5W	220-240V AC	150 mA / 15-40V DC	Included	530 lm	367 lm	2700K	90	24°	Ø50 mm	0,18 kg
KA01UWW SBK	SBK	COB CREE	5W	220-240V AC	150 mA / 15-40V DC	Included	530 lm	367 lm	2700K	90	24°	Ø50 mm	0,18 kg
KA01WW SWH	SWH	COB CREE	5W	220-240V AC	150 mA / 15-40V DC	Included	550 lm	378 lm	3000K	90	24°	Ø50 mm	0,18 kg
KA01WW SBK	SBK	COB CREE	5W	220-240V AC	150 mA / 15-40V DC	Included	550 lm	378 lm	3000K	90	24°	Ø50 mm	0,18 kg
KA01NW SWH	SWH	COB CREE	5W	220-240V AC	150 mA / 15-40V DC	Included	590 lm	404 lm	4000K	90	24°	Ø50 mm	0,18 kg
KA01NW SBK	SBK	COB CREE	5W	220-240V AC	150 mA / 15-40V DC	Included	590 lm	404 lm	4000K	90	24°	Ø50 mm	0,18 kg
KA02UWW SWH	SWH	COB CREE	10W	220-240V AC	250 mA / 15-40V DC	Included	1010 lm	727 lm	2700K	90	24°	Ø68 mm	0,29 kg
KA02UWW SBK	SBK	COB CREE	10W	220-240V AC	250 mA / 15-40V DC	Included	1010 lm	727 lm	2700K	90	24°	Ø68 mm	0,29 kg
KA02WW SWH	SWH	COB CREE	10W	220-240V AC	250 mA / 15-40V DC	Included	1040 lm	752 lm	3000K	90	24°	Ø68 mm	0,29 kg
KA02WW SBK	SBK	COB CREE	10W	220-240V AC	250 mA / 15-40V DC	Included	1040 lm	752 lm	3000K	90	24°	Ø68 mm	0,29 kg
KA02NW SWH	SWH	COB CREE	10W	220-240V AC	250 mA / 15-40V DC	Included	1120 lm	806 lm	4000K	90	24°	Ø68 mm	0,29 kg
KA02NW SBK	SBK	COB CREE	10W	220-240V AC	250 mA / 15-40V DC	Included	1120 lm	806 lm	4000K	90	24°	Ø68 mm	0,29 kg
KA03UWW SWH	SWH	COB CREE	15W	220-240V AC	350 mA / 15-49V DC	Included	1445 lm	1092 lm	2700K	90	24°	Ø82 mm	0,36 kg
KA03UWW SBK	SBK	COB CREE	15W	220-240V AC	350 mA / 15-49V DC	Included	1445 lm	1092 lm	2700K	90	24°	Ø82 mm	0,36 kg
KA03WW SWH	SWH	COB CREE	15W	220-240V AC	350 mA / 15-49V DC	Included	1485 lm	1123 lm	3000K	90	24°	Ø82 mm	0,36 kg
KA03WW SBK	SBK	COB CREE	15W	220-240V AC	350 mA / 15-49V DC	Included	1485 lm	1123 lm	3000K	90	24°	Ø82 mm	0,36 kg
KA03NW SWH	SWH	COB CREE	15W	220-240V AC	350 mA / 15-49V DC	Included	1590 lm	1206 lm	4000K	90	24°	Ø82 mm	0,36 kg
KA03NW SBK	SBK	COB CREE	15W	220-240V AC	350 mA / 15-49V DC	Included	1590 lm	1206 lm	4000K	90	24°	Ø82 mm	0,36 kg
KA04UWW SWH	SWH	COB CREE	25W	220-240V AC	600 mA / 20-42V DC	Included	2530 lm	1832 lm	2700K	90	24°	Ø118 mm	0,49 kg
KA04UWW SBK	SBK	COB CREE	25W	220-240V AC	600 mA / 20-42V DC	Included	2530 lm	1832 lm	2700K	90	24°	Ø118 mm	0,49 kg
KA04WW SWH	SWH	COB CREE	25W	220-240V AC	600 mA / 20-42V DC	Included	2600 lm	1903 lm	3000K	90	24°	Ø118 mm	0,49 kg
KA04WW SBK	SBK	COB CREE	25W	220-240V AC	600 mA / 20-42V DC	Included	2600 lm	1903 lm	3000K	90	24°	Ø118 mm	0,49 kg
KA04NW SWH	SWH	COB CREE	25W	220-240V AC	600 mA / 20-42V DC	Included	2780 lm	1991 lm	4000K	90	24°	Ø118 mm	0,49 kg
KA04NW SBK	SBK	COB CREE	25W	220-240V AC	600 mA / 20-42V DC	Included	2780 lm	1991 lm	4000K	90	24°	Ø118 mm	0,49 kg