

xdrill

5 YEARS
WARRANTY



Standards: EN 60598-1:2015, EN 60598-2-2:2012, EN 62493:2015,
EN 62471:2008, EN 62031:2008 + A2:2015,
EN 60529:1992 + A2:2013, EN 55015:2013 + A1:2015,
EN 61000-3-2:2014, EN 61000-3-3:2013,
EN 61547:2009



EN

Recessed light fittings equipped with removable mid power LEDs modules.

Recessed frame and housing of the modules in aluminum, electrostatically painted.

Reflectors of silver faceted polycarbonate.

Diffusers of transparent polycarbonate, optics UGR<10.

Constant current LED drivers delivered with the modules.

Range of applications

General or accent lighting in commercial areas, museums and other exhibition spaces, residential and recreational areas.

Domestic lighting.

RO

Corpuri de iluminat încastrate echipate cu module detașabile cu LED-uri de medie putere.

Rama de încastrare și carcasa modulelor din aluminiu, vopsite în câmp electrostatic.

Reflectoare din policarbonat argintat și fațetat.

Dispersoare din policarbonat transparent, optică UGR<10.

Alimentatoare în curent constant livrate împreună cu modulele.

Aplicații

Iluminatul general sau de accent în spații comerciale, muzee și alte spații de expunere, zone rezidențiale și zone de agrement.

Iluminatul domestic.

IT

Apparecchi da incasso equipaggiati con moduli removibili a LED di media potenza.

Struttura da incasso e corpo dei moduli in alluminio verniciati a polveri.

Riflettori in policarbonato argentato e sfaccettato.

Diffusori in policarbonato trasparente, ottica UGR<10.

Alimentatori in corrente costante forniti con i moduli.

Campi di applicazione

Illuminazione generale o d'accento in musei, spazi espositivi, aree residenziali e ricreative.

Illuminazione domestica.

XDRILL RIM RECESSED



XDRILL TRIMLESS RECESSED

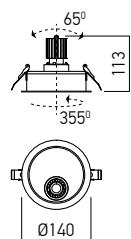


XDRILL RIM RECESSED

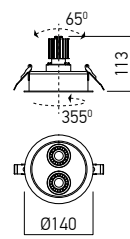
FINISHING AVAILABLE



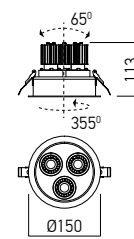
DLR01



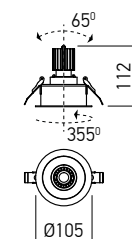
DLR02



DLR03



DLR04



Code	Finishing	LED type	Power	Input voltage	Output current /voltage driver	Driver	LED flux	System flux	CCT	CRI	Optics		Weight
DLR01UWW MWH	MWH	SMD 5050 BRIDGELUX	1x9W	220-240V AC	700 mA / 9-16V DC	Included	630 lm	317 lm	2700K	90	18°	Ø125 mm	0,54 kg
DLR01WW MWH	MWH	SMD 5050 BRIDGELUX	1x9W	220-240V AC	700 mA / 9-16V DC	Included	650 lm	328 lm	3000K	90	18°	Ø125 mm	0,54 kg
DLR01NW MWH	MWH	SMD 5050 BRIDGELUX	1x9W	220-240V AC	700 mA / 9-16V DC	Included	700 lm	359 lm	4000K	90	18°	Ø125 mm	0,54 kg
DLR01UWW MBK	MBK	SMD 5050 BRIDGELUX	1x9W	220-240V AC	700 mA / 9-16V DC	Included	630 lm	317 lm	2700K	90	18°	Ø125 mm	0,54 kg
DLR01WW MBK	MBK	SMD 5050 BRIDGELUX	1x9W	220-240V AC	700 mA / 9-16V DC	Included	650 lm	328 lm	3000K	90	18°	Ø125 mm	0,54 kg
DLR01NW MBK	MBK	SMD 5050 BRIDGELUX	1x9W	220-240V AC	700 mA / 9-16V DC	Included	700 lm	359 lm	4000K	90	18°	Ø125 mm	0,54 kg
DLR02UWW MWH	MWH	SMD 5050 BRIDGELUX	2x9W	220-240V AC	700 mA / 9-16V DC	Included	2 x 630 lm	2 x 317 lm	2700K	90	18°	Ø125 mm	0,72 kg
DLR02WW MWH	MWH	SMD 5050 BRIDGELUX	2x9W	220-240V AC	700 mA / 9-16V DC	Included	2 x 650 lm	2 x 328 lm	3000K	90	18°	Ø125 mm	0,72 kg
DLR02NW MWH	MWH	SMD 5050 BRIDGELUX	2x9W	220-240V AC	700 mA / 9-16V DC	Included	2 x 700 lm	2 x 359 lm	4000K	90	18°	Ø125 mm	0,72 kg
DLR02UWW MBK	MBK	SMD 5050 BRIDGELUX	2x9W	220-240V AC	700 mA / 9-16V DC	Included	2 x 630 lm	2 x 317 lm	2700K	90	18°	Ø125 mm	0,72 kg
DLR02WW MBK	MBK	SMD 5050 BRIDGELUX	2x9W	220-240V AC	700 mA / 9-16V DC	Included	2 x 650 lm	2 x 328 lm	3000K	90	18°	Ø125 mm	0,72 kg
DLR02NW MBK	MBK	SMD 5050 BRIDGELUX	2x9W	220-240V AC	700 mA / 9-16V DC	Included	2 x 700 lm	2 x 359 lm	4000K	90	18°	Ø125 mm	0,72 kg
DLR03UWW MWH	MWH	SMD 5050 BRIDGELUX	3x9W	220-240V AC	700 mA / 9-16V DC	Included	3 x 630 lm	3 x 317 lm	2700K	90	18°	Ø135 mm	0,93 kg
DLR03WW MWH	MWH	SMD 5050 BRIDGELUX	3x9W	220-240V AC	700 mA / 9-16V DC	Included	3 x 650 lm	3 x 328 lm	3000K	90	18°	Ø135 mm	0,93 kg
DLR03NW MWH	MWH	SMD 5050 BRIDGELUX	3x9W	220-240V AC	700 mA / 9-16V DC	Included	3 x 700 lm	3 x 359 lm	4000K	90	18°	Ø135 mm	0,93 kg
DLR03UWW MBK	MBK	SMD 5050 BRIDGELUX	3x9W	220-240V AC	700 mA / 9-16V DC	Included	3 x 630 lm	3 x 317 lm	2700K	90	18°	Ø135 mm	0,93 kg
DLR03WW MBK	MBK	SMD 5050 BRIDGELUX	3x9W	220-240V AC	700 mA / 9-16V DC	Included	3 x 650 lm	3 x 328 lm	3000K	90	18°	Ø135 mm	0,93 kg
DLR03NW MBK	MBK	SMD 5050 BRIDGELUX	3x9W	220-240V AC	700 mA / 9-16V DC	Included	3 x 700 lm	3 x 359 lm	4000K	90	18°	Ø135 mm	0,93 kg
DLR04UWW MWH	MWH	SMD 5050 BRIDGELUX	1x9W	220-240V AC	700 mA / 9-16V DC	Included	630 lm	317 lm	2700K	90	18°	Ø90 mm	0,41 kg
DLR04WW MWH	MWH	SMD 5050 BRIDGELUX	1x9W	220-240V AC	700 mA / 9-16V DC	Included	650 lm	328 lm	3000K	90	18°	Ø90 mm	0,41 kg
DLR04NW MWH	MWH	SMD 5050 BRIDGELUX	1x9W	220-240V AC	700 mA / 9-16V DC	Included	700 lm	359 lm	4000K	90	18°	Ø90 mm	0,41 kg
DLR04UWW MBK	MBK	SMD 5050 BRIDGELUX	1x9W	220-240V AC	700 mA / 9-16V DC	Included	630 lm	317 lm	2700K	90	18°	Ø90 mm	0,41 kg
DLR04WW MBK	MBK	SMD 5050 BRIDGELUX	1x9W	220-240V AC	700 mA / 9-16V DC	Included	650 lm	328 lm	3000K	90	18°	Ø90 mm	0,41 kg
DLR04NW MBK	MBK	SMD 5050 BRIDGELUX	1x9W	220-240V AC	700 mA / 9-16V DC	Included	700 lm	359 lm	4000K	90	18°	Ø90 mm	0,41 kg

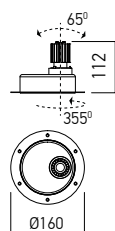


XDRILL TRIMLESS RECESSED

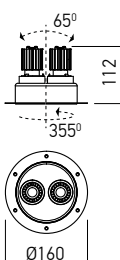
FINISHING AVAILABLE



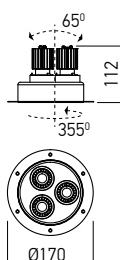
DLT01



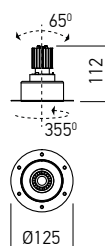
DLT02



DLT03



DLT04



Code	Finishing	LED type	Power	Input voltage	Output current /voltage driver	Driver	LED flux	System flux	CCT	CRI	Optics	P	Weight
DLT01UWH MWH	MWH	SMD 5050 BRIDGELUX	1x9W	220-240V AC	700 mA / 9-16V DC	Included	630 lm	317 lm	2700K	90	18°	Ø125 mm	0,65 kg
DLT01WW MWH	MWH	SMD 5050 BRIDGELUX	1x9W	220-240V AC	700 mA / 9-16V DC	Included	650 lm	328 lm	3000K	90	18°	Ø125 mm	0,65 kg
DLT01NW MWH	MWH	SMD 5050 BRIDGELUX	1x9W	220-240V AC	700 mA / 9-16V DC	Included	700 lm	359 lm	4000K	90	18°	Ø125 mm	0,65 kg
DLT01UWH MBK	MBK	SMD 5050 BRIDGELUX	1x9W	220-240V AC	700 mA / 9-16V DC	Included	630 lm	317 lm	2700K	90	18°	Ø125 mm	0,65 kg
DLT01WW MBK	MBK	SMD 5050 BRIDGELUX	1x9W	220-240V AC	700 mA / 9-16V DC	Included	650 lm	328 lm	3000K	90	18°	Ø125 mm	0,65 kg
DLT01NW MBK	MBK	SMD 5050 BRIDGELUX	1x9W	220-240V AC	700 mA / 9-16V DC	Included	700 lm	359 lm	4000K	90	18°	Ø125 mm	0,65 kg
DLT02UWH MWH	MWH	SMD 5050 BRIDGELUX	2x9W	220-240V AC	700 mA / 9-16V DC	Included	2 x 630 lm	2 x 317 lm	2700K	90	18°	Ø125 mm	0,81 kg
DLT02WW MWH	MWH	SMD 5050 BRIDGELUX	2x9W	220-240V AC	700 mA / 9-16V DC	Included	2 x 650 lm	2 x 328 lm	3000K	90	18°	Ø125 mm	0,81 kg
DLT02NW MWH	MWH	SMD 5050 BRIDGELUX	2x9W	220-240V AC	700 mA / 9-16V DC	Included	2 x 700 lm	2 x 359 lm	4000K	90	18°	Ø125 mm	0,81 kg
DLT02UWH MBK	MBK	SMD 5050 BRIDGELUX	2x9W	220-240V AC	700 mA / 9-16V DC	Included	2 x 630 lm	2 x 317 lm	2700K	90	18°	Ø125 mm	0,81 kg
DLT02WW MBK	MBK	SMD 5050 BRIDGELUX	2x9W	220-240V AC	700 mA / 9-16V DC	Included	2 x 650 lm	2 x 328 lm	3000K	90	18°	Ø125 mm	0,81 kg
DLT02NW MBK	MBK	SMD 5050 BRIDGELUX	2x9W	220-240V AC	700 mA / 9-16V DC	Included	2 x 700 lm	2 x 359 lm	4000K	90	18°	Ø125 mm	0,81 kg
DLT03UWH MWH	MWH	SMD 5050 BRIDGELUX	3x9W	220-240V AC	700 mA / 9-16V DC	Included	3 x 630 lm	3 x 317 lm	2700K	90	18°	Ø135 mm	1,05 kg
DLT03WW MWH	MWH	SMD 5050 BRIDGELUX	3x9W	220-240V AC	700 mA / 9-16V DC	Included	3 x 650 lm	3 x 328 lm	3000K	90	18°	Ø135 mm	1,05 kg
DLT03NW MWH	MWH	SMD 5050 BRIDGELUX	3x9W	220-240V AC	700 mA / 9-16V DC	Included	3 x 700 lm	3 x 359 lm	4000K	90	18°	Ø135 mm	1,05 kg
DLT03UWH MBK	MBK	SMD 5050 BRIDGELUX	3x9W	220-240V AC	700 mA / 9-16V DC	Included	3 x 630 lm	3 x 317 lm	2700K	90	18°	Ø135 mm	1,05 kg
DLT03WW MBK	MBK	SMD 5050 BRIDGELUX	3x9W	220-240V AC	700 mA / 9-16V DC	Included	3 x 650 lm	3 x 328 lm	3000K	90	18°	Ø135 mm	1,05 kg
DLT03NW MBK	MBK	SMD 5050 BRIDGELUX	3x9W	220-240V AC	700 mA / 9-16V DC	Included	3 x 700 lm	3 x 359 lm	4000K	90	18°	Ø135 mm	1,05 kg
DLT04UWH MWH	MWH	SMD 5050 BRIDGELUX	1x9W	220-240V AC	700 mA / 9-16V DC	Included	630 lm	317 lm	2700K	90	18°	Ø90 mm	0,46 kg
DLT04WW MWH	MWH	SMD 5050 BRIDGELUX	1x9W	220-240V AC	700 mA / 9-16V DC	Included	650 lm	328 lm	3000K	90	18°	Ø90 mm	0,46 kg
DLT04NW MWH	MWH	SMD 5050 BRIDGELUX	1x9W	220-240V AC	700 mA / 9-16V DC	Included	700 lm	359 lm	4000K	90	18°	Ø90 mm	0,46 kg
DLT04UWH MBK	MBK	SMD 5050 BRIDGELUX	1x9W	220-240V AC	700 mA / 9-16V DC	Included	630 lm	317 lm	2700K	90	18°	Ø90 mm	0,46 kg
DLT04WW MBK	MBK	SMD 5050 BRIDGELUX	1x9W	220-240V AC	700 mA / 9-16V DC	Included	650 lm	328 lm	3000K	90	18°	Ø90 mm	0,46 kg
DLT04NW MBK	MBK	SMD 5050 BRIDGELUX	1x9W	220-240V AC	700 mA / 9-16V DC	Included	700 lm	359 lm	4000K	90	18°	Ø90 mm	0,46 kg

