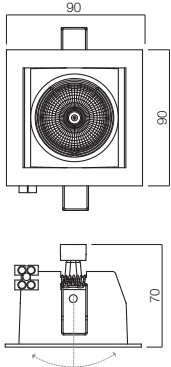


MT 103

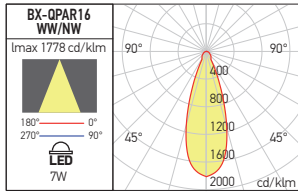


Smarter®


RECESSED DOWNLIGHTS
SPOTURI ÎNCASTRATE
INCASSI



PHOTOMETRIC DATA



Mat white (MWH)

Code	Bulbs type	Socket	Power	Input voltage	Electric gear		Weight
70206 MWH	QR-CB51 / LED	GU5.3	1x50W max.	12V AC	Not included	75x75 mm	0,14 kg

EN

Recessed square light fittings, adjustable, for low voltage (12V) halogen lamps, QR-CB51 type, for LED modules or LED bulbs with same dimensions and type of socket.

RO

Corpuri de iluminat pătrate încastrate, orientabile, pentru lămpi halogen la joasă tensiune (12V) tip QR-CB51, pentru module cu LED-uri sau pentru becuri cu LED-uri care au aceleași dimensiuni și tip de soclu.

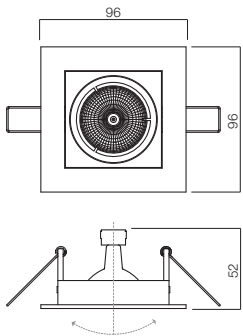
IT

Faretti da incasso quadrati orientabili, per lampade alogene a bassa tensione (12V) QR-CB51, per moduli a LED o per lampadine a LED con le stesse dimensioni e tipo di attacco.

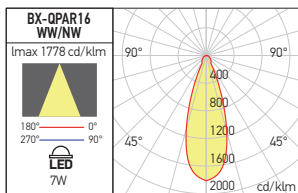
ELC 2374




RECESSED DOWNLIGHTS
SPOTURI ÎNCASTRATE
INCASSI



PHOTOMETRIC DATA



White (WH)

Code	Bulbs type	Socket	Power	Input voltage	Electric gear		Weight
70315 MWH	QR-CB51 / LED	GU5.3	1x50W max.	12V AC	Not included	80x80mm	0,26 kg
70015 CH	QR-CB51 / LED	GU5.3	1x50W max.	12V AC	Not included	80x80mm	0,26 kg
70083 NM	QR-CB51 / LED	GU5.3	1x50W max.	12V AC	Not included	80x80mm	0,26 kg

EN

Recessed square light fittings, adjustable, for low voltage (12V) halogen lamps, QR-CB51 type, for LED modules or LED bulbs with same dimensions and type of socket.

RO

Corpuri de iluminat pătrate încastrate, orientabile, pentru lămpi halogen la joasă tensiune (12V) tip QR-CB51, pentru module cu LED-uri sau pentru becuri cu LED-uri care au aceleași dimensiuni și tip de soclu.

IT

Faretti da incasso quadrati orientabili, per lampade alogene a bassa tensione (12V) QR-CB51, per moduli a LED o per lampadine a LED con le stesse dimensioni e tipo di attacco.