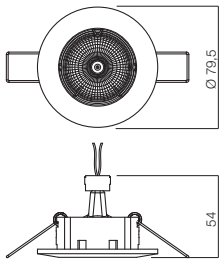


ELC 146



RECESSED DOWNLIGHTS
SPOTURI ÎNCASTRATE
INCASSI



Mat white (MWH)



White (WH)



Nickel mat (NM)



Polish brass (PB)



Antique brass (AB)



Red antique brass (RAB)



Pearl silver/Gold (PS/G)



Pearl gold/Silver (PG/S)



Pearl chrome/Chrome (PC/CH)

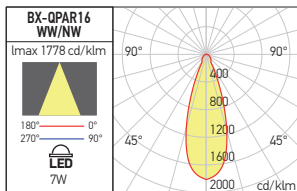



Gun metal/Chrome (GM/CH)



Chrome (CH)

PHOTOMETRIC DATA



Code	Bulbs type	Socket	Power	Input voltage	Electric gear		Weight
70008 WH	QR-CB51 / LED	GU5.3	1x50W max.	12V AC	Not included	Ø60 mm	0,13 kg
70009 CH	QR-CB51 / LED	GU5.3	1x50W max.	12V AC	Not included	Ø60 mm	0,13 kg
70082 NM	QR-CB51 / LED	GU5.3	1x50W max.	12V AC	Not included	Ø60 mm	0,13 kg
70010 PB	QR-CB51 / LED	GU5.3	1x50W max.	12V AC	Not included	Ø60 mm	0,13 kg
70010 AB	QR-CB51 / LED	GU5.3	1x50W max.	12V AC	Not included	Ø60 mm	0,13 kg
70095 RAB	QR-CB51 / LED	GU5.3	1x50W max.	12V AC	Not included	Ø60 mm	0,13 kg
70013 PS/G	QR-CB51 / LED	GU5.3	1x50W max.	12V AC	Not included	Ø60 mm	0,13 kg
70012 PG/S	QR-CB51 / LED	GU5.3	1x50W max.	12V AC	Not included	Ø60 mm	0,13 kg
70014 PC/CH	QR-CB51 / LED	GU5.3	1x50W max.	12V AC	Not included	Ø60 mm	0,13 kg
70011 GM/CH	QR-CB51 / LED	GU5.3	1x50W max.	12V AC	Not included	Ø60 mm	0,13 kg

EN

Recessed round light fittings, fixed, for low voltage (12V) halogen lamps, QR-CB51 type, for LED modules or LED bulbs with same dimensions and type of socket.

RO

Corpuri de iluminat rotunde incastrate, fixe, pentru lămpi halogen la joasă tensiune (12V) tip QR-CB51, pentru module cu LED-uri sau pentru becuri cu LED-uri care au aceleași dimensiuni și tip de soclu.

IT

Faretti da incasso rotondi fissi, per lampade alogene a bassa tensione (12V) QR-CB51, per moduli a LED o per lampadine a LED con le stesse dimensioni e tipo di attacco.