

PRODUCT FAMILY DATASHEET

PARATHOM DIM PAR16

Dimmable LED reflector lamps PAR16 with retrofit pin base



AREAS OF APPLICATION

- Shops
- Hospitality
- Museums, art galleries
- Residential interiors
- As a downlight for marking walkways, doors, stairs, etc.
- Spotlighting for accents
- Display cabinets and shop windows
- Spotlighting heat-sensitive objects such as food, plants, etc.
- Outdoor applications only in suitable luminaires

PRODUCT BENEFITS

- Low energy consumption
- High color consistency thanks to narrow binning
- Easy replacement of halogen lamps due to compact full glass design and single optic
- Ideal for economical spotlighting

PRODUCT FEATURES

- Professional LED alternative to high voltage halogen lamps
- Good quality of light; color rendering index $R_a: \geq 80$
- High color consistency: ≤ 5 SDCM
- Dimmable (with many common dimmers, see also www.ledvance.com/dim)
- Made in Germany (versions up to incl. 50 W)
- Mercury-free lamps



TECHNICAL DATA

Product description	Electrical data					Photometrical data			
	Nominal wattage	Nominal voltage	Claimed equiv. conventional lamp power	Max. lamp no. on circuit break. 10 A (B)	Max. lamp no. on circuit break. 16 A (B)	Nominal luminous flux	Rated luminous flux	Color temperature	Lumen main.fact.at end of nom.life time
P PAR 16 35 36° 3.7 W/2700K GU10 ¹⁾	3.70 W	220...240 V	35 W	237	379	230 lm	230 lm	2700 K	0.70
P PAR 16 35 36° 3.7 W/3000K GU10 ¹⁾	3.70 W	220...240 V	35 W	237	379	230 lm	230 lm	3000 K	0.70
P PAR 16 35 36° 3.7 W/4000K GU10 ¹⁾	3.70 W	220...240 V	35 W	237	379	230 lm	230 lm	4000 K	0.70
P PAR 16 35 36° 4.5 W/4000K GU10 DIM ¹⁾	4.50 W	220...240 V	35 W			230 lm	230 lm	4000 K	0.70
P PAR 16 35 36° 4.5 W/3000K GU10 DIM ¹⁾	4.50 W	220...240 V	35 W			230 lm	230 lm	3000 K	0.70
P PAR 16 35 36° 4.5 W/2700K GU10 ¹⁾	4.50 W	220...240 V	35 W			230 lm	230 lm	2700 K	0.70
P PAR 16 50 36° 5.2 W/2700K E14 ¹⁾	5.20 W	220...240 V	50 W	25	40	350 lm	350 lm	2700 K	0.70
P PAR 16 50 36° 5.5 W/2700K GU10 ¹⁾	5.50 W	220...240 V	50 W	141	226	350 lm	350 lm	2700 K	0.70
P PAR 16 50 36° 5.5 W/2700K GU10 ¹⁾	5.50 W	220...240 V	50 W	141	226	350 lm	350 lm	2700 K	0.70
P PAR 16 50 36° 5.5 W/3000K GU10 ¹⁾	5.50 W	220...240 V	50 W	141	226	350 lm	350 lm	3000 K	0.70
P PAR 16 50 36° 5.5 W/4000K GU10 ¹⁾	5.50 W	220...240 V	50 W	141	226	350 lm	350 lm	4000 K	0.70
P PAR 16 50 36° 5.9 W/2700K GU10 DIM ¹⁾	5.90 W	220...240 V	50 W			350 lm	350 lm	2700 K	0.70
P PAR 16 50 36° 5.9 W/3000K GU10 DIM ¹⁾	5.90 W	220...240 V	50 W			350 lm	350 lm	3000 K	0.70
P PAR 16 50 36° 5.9 W/2700K GU10 DIM ¹⁾	5.90 W	220...240 V	50 W			350 lm	350 lm	2700 K	0.70
P PAR 16 50 36° 5.9 W/3000K GU10 DIM ¹⁾	5.90 W	220...240 V	50 W			350 lm	350 lm	3000 K	0.70
P PAR 16 50 36° 5.9 W/4000K GU10 DIM ¹⁾	5.90 W	220...240 V	50 W			350 lm	350 lm	4000 K	0.70

Product description	Electrical data					Photometrical data			
	Nominal wattage	Nominal voltage	Claimed equiv. conventional lamp power	Max. lamp no. on circuit break. 10 A (B)	Max. lamp no. on circuit break. 16 A (B)	Nominal luminous flux	Rated luminous flux	Color temperature	Lumen main.fact.at end of nom.life time
P PAR 16 50 36° 5.9 W/4000K GU10 DIM ¹⁾	5.90 W	220...240 V	50 W			350 lm	350 lm	4000 K	0.70
P PAR 16 80 36° 8 W/2700K GU10 ¹⁾	8.00 W	220...240 V	80 W	303		575 lm	575 lm	2700 K	0.70
P PAR 16 80 36° 8 W/3000K GU10 ¹⁾	8.00 W	220...240 V	80 W	303		575 lm	575 lm	3000 K	0.70
P PAR 16 80 36° 8 W/4000K GU10 ¹⁾	8.00 W	220...240 V	80 W			575 lm	575 lm	4000 K	0.70
P PAR16 DIM 100 36° 9.6 W/2700K GU10 ¹⁾	9.60 W	220...240 V	100 W			750 lm	750 lm	2700 K	0.70
P PAR16 DIM 100 36° 9.6 W/3000K GU10 ¹⁾	9.60 W	220...240 V	100 W			750 lm	750 lm	3000 K	0.70
P PAR16 DIM 100 36° 9.6 W/4000K GU10 ¹⁾	9.60 W	220...240 V	100 W			750 lm	750 lm	4000 K	0.70
P PAR16 DIM 80 60° 8 W/2700K GU10 ¹⁾	8.00 W	220...240 V	80 W			575 lm	575 lm	2700 K	0.70
P PAR16 DIM 80 60° 8 W/3000K GU10 ¹⁾	8.00 W	220...240 V	80 W			575 lm	575 lm	3000 K	0.70
P PAR16 DIM 80 60° 8 W/4000K GU10 ¹⁾	8.00 W	220...240 V	80 W			575 lm	575 lm	4000 K	0.70
P PAR16 DIM 80 120° 8 W/2700K GU10 ¹⁾	8.00 W	220...240 V	80 W			575 lm	575 lm	2700 K	0.70
P PAR16 DIM 80 120° 8 W/3000K GU10 ¹⁾	8.00 W	220...240 V	80 W			575 lm	575 lm	3000 K	0.70
P PAR16 DIM 80 120° 8 W/4000K GU10 ¹⁾	8.00 W	220...240 V	80 W			575 lm	575 lm	4000 K	0.70

Product description	Light technical data					Dimensions & weight		Temperatures & operating conditions		
	Light color (designation)	Color temperature	Luminous flux	Color rendering index Ra	Luminous intensity [PIM]	Beam angle	Warm-up time (60 %)	Overall length	Diameter	Maximum temperature at tc test point
P PAR 16 35 36° 3.7 W/2700K GU10 ¹⁾	Warm White	2700 K	230 lm	≥90		36 °	< 0.50 s	55.0 mm	51.0 mm	75 °C

Product description	Light color (designation)	Color temperature	Luminous flux	Color rendering index Ra	Luminous intensity [PIM]	Light technical data		Dimensions & weight		Temperatures & operating conditions
						Beam angle	Warm-up time (60 %)	Overall length	Diameter	Maximum temperature at tc test point
P PAR 16 35 36° 3.7 W/3000K GU10 ¹⁾	Warm White	3000 K	230 lm	≥90		36 °	< 0.50 s	55.0 mm	51.0 mm	75 °C
P PAR 16 35 36° 3.7 W/4000K GU10 ¹⁾	Cool White	4000 K	230 lm	≥90		36 °	< 0.50 s	55.0 mm	51.0 mm	75 °C
P PAR 16 35 36° 4.5 W/4000K GU10 DIM ¹⁾	Cool White	4000 K	230 lm	≥90		36 °	< 0.50 s	55.0 mm	51.0 mm	75 °C
P PAR 16 35 36° 4.5 W/3000K GU10 DIM ¹⁾	Warm White	3000 K	230 lm	≥90		36 °	< 0.50 s	55.0 mm	51.0 mm	75 °C
P PAR 16 35 36° 4.5 W/2700K GU10 ¹⁾	Warm White	2700 K	230 lm	≥90		36 °	< 0.50 s	55.0 mm	51.0 mm	75 °C
P PAR 16 50 36° 5.2 W/2700K E14 ¹⁾	Warm White	2700 K	350 lm	≥90	850 cd	36 °	< 0.50 s	73.0 mm	50.0 mm	85 °C
P PAR 16 50 36° 5.5 W/2700K GU10 ¹⁾	Warm White	2700 K	350 lm	≥90		36 °	< 0.50 s	55.0 mm	51.0 mm	75 °C
P PAR 16 50 36° 5.5 W/2700K GU10 ¹⁾	Warm White	2700 K	350 lm	≥90		36 °	< 0.50 s	55.0 mm	51.0 mm	75 °C
P PAR 16 50 36° 5.5 W/3000K GU10 ¹⁾	Warm White	3000 K	350 lm	≥90		36 °	< 0.50 s	55.0 mm	51.0 mm	75 °C
P PAR 16 50 36° 5.5 W/4000K GU10 ¹⁾	Cool White	4000 K	350 lm	≥90		36 °	< 0.50 s	55.0 mm	51.0 mm	75 °C
P PAR 16 50 36° 5.9 W/2700K GU10 DIM ¹⁾	Warm White	2700 K	350 lm	≥90		36 °	< 0.50 s	55.0 mm	51.0 mm	80 °C
P PAR 16 50 36° 5.9 W/3000K GU10 DIM ¹⁾	Warm White	3000 K	350 lm	≥90		36 °	< 0.50 s	55.0 mm	51.0 mm	80 °C
P PAR 16 50 36° 5.9 W/2700K GU10 DIM ¹⁾	Warm White	2700 K	350 lm	≥90		36 °	< 0.50 s	55.0 mm	51.0 mm	80 °C
P PAR 16 50 36° 5.9 W/3000K GU10 DIM ¹⁾	Warm White	3000 K	350 lm	≥90		36 °	< 0.50 s	55.0 mm	51.0 mm	80 °C
P PAR 16 50 36° 5.9 W/4000K GU10 DIM ¹⁾	Cool White	4000 K	350 lm	≥90		36 °	< 0.50 s	55.0 mm	51.0 mm	80 °C
P PAR 16 50 36° 5.9 W/4000K GU10 DIM ¹⁾	Cool White	4000 K	350 lm	≥90		36 °	< 0.50 s	55.0 mm	51.0 mm	80 °C
P PAR 16 80 36° 8 W/2700K GU10 ¹⁾	Warm White	2700 K	575 lm	≥80		36 °	< 0.50 s	55.0 mm	51.0 mm	95 °C

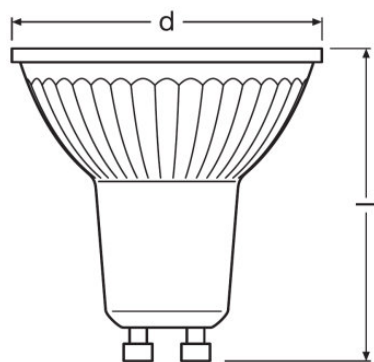
Product description	Light color (designation)	Color temperature	Luminous flux	Color rendering index Ra	Luminous intensity [PIM]	Light technical data		Dimensions & weight		Temperatures & operating conditions
						Beam angle	Warm-up time (60 %)	Overall length	Diameter	Maximum temperature at tc test point
P PAR 16 80 36° 8 W/3000K GU10 ¹⁾	Warm White	3000 K	575 lm	≥80		36 °	< 0.50 s	55.0 mm	51.0 mm	95 °C
P PAR 16 80 36° 8 W/4000K GU10 ¹⁾	Cool White	4000 K	575 lm	≥80		36 °	< 0.50 s	55.0 mm	51.0 mm	95 °C
P PAR16 DIM 100 36° 9.6 W/2700K GU10 ¹⁾	Warm White	2700 K	750 lm	≥80		36 °	< 0.50 s	62.0 mm	51.0 mm	118 °C
P PAR16 DIM 100 36° 9.6 W/3000K GU10 ¹⁾	Warm White	3000 K	750 lm	≥80		36 °	< 0.50 s	62.0 mm	51.0 mm	118 °C
P PAR16 DIM 100 36° 9.6 W/4000K GU10 ¹⁾	Cool White	4000 K	750 lm	≥80		36 °	< 0.50 s	62.0 mm	51.0 mm	118 °C
P PAR16 DIM 80 60° 8 W/2700K GU10 ¹⁾	Warm White	2700 K	575 lm	≥80		60 °	< 0.50 s	55.0 mm	51.0 mm	95 °C
P PAR16 DIM 80 60° 8 W/3000K GU10 ¹⁾	Warm White	3000 K	575 lm	≥80		60 °	< 0.50 s	55.0 mm	51.0 mm	95 °C
P PAR16 DIM 80 60° 8 W/4000K GU10 ¹⁾	Cool White	4000 K	575 lm	≥80		60 °	< 0.50 s	55.0 mm	51.0 mm	95 °C
P PAR16 DIM 80 120° 8 W/2700K GU10 ¹⁾	Warm White	2700 K	575 lm	≥80		120 °	< 0.50 s	55.0 mm	51.0 mm	95 °C
P PAR16 DIM 80 120° 8 W/3000K GU10 ¹⁾	Warm White	3000 K	575 lm	≥80		120 °	< 0.50 s	55.0 mm	51.0 mm	95 °C
P PAR16 DIM 80 120° 8 W/4000K GU10 ¹⁾	Cool White	4000 K	575 lm	≥80		120 °	< 0.50 s	55.0 mm	51.0 mm	95 °C

Product description	Lifespan		Additional product data			Capabilities	Certificates & standards	
	Nominal lamp life time	Number of switching cycles	Base (standard designation)	Mercury content	Mercury-free	Dimmable	Energy efficiency class	Energy consumption
P PAR 16 35 36° 3.7 W/2700K GU10 ¹⁾	25000 h	100000	GU10	0.0 mg	Yes	Yes	A+	4 kWh/1000h
P PAR 16 35 36° 3.7 W/3000K GU10 ¹⁾	25000 h	100000	GU10	0.0 mg	Yes	Yes	A+	4 kWh/1000h
P PAR 16 35 36° 3.7 W/4000K GU10 ¹⁾	25000 h	100000	GU10	0.0 mg	Yes	Yes	A+	4 kWh/1000h

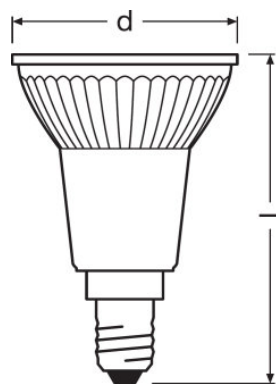
Product description	Lifespan		Additional product data			Capabilities	Certificates & standards	
	Nominal lamp life time	Number of switching cycles	Base (standard designation)	Mercury content	Mercury-free	Dimmable	Energy efficiency class	Energy consumption
P PAR 16 35 36° 4.5 W/4000K GU10 DIM ¹⁾	25000 h	100000	GU10	0.0 mg	Yes	Yes	A+	5 kWh/1000h
P PAR 16 35 36° 4.5 W/3000K GU10 DIM ¹⁾	25000 h	100000	GU10	0.0 mg	Yes	Yes	A+	5 kWh/1000h
P PAR 16 35 36° 4.5 W/2700K GU10 ¹⁾	25000 h	100000	GU10	0.0 mg	Yes	Yes	A+	5 kWh/1000h
P PAR 16 50 36° 5.2 W/2700K E14 ¹⁾	25000 h	100000	E14	0.0 mg	Yes	Yes	A+	6 kWh/1000h
P PAR 16 50 36° 5.5 W/2700K GU10 ¹⁾	25000 h	100000	GU10	0.0 mg	Yes	Yes	A+	6 kWh/1000h
P PAR 16 50 36° 5.5 W/2700K GU10 ¹⁾	15000 h	100000	GU10	0.0 mg	Yes	Yes	A+	6 kWh/1000h
P PAR 16 50 36° 5.5 W/3000K GU10 ¹⁾	15000 h	100000	GU10	0.0 mg	Yes	Yes	A+	6 kWh/1000h
P PAR 16 50 36° 5.5 W/4000K GU10 ¹⁾	15000 h	100000	GU10	0.0 mg	Yes	Yes	A+	6 kWh/1000h
P PAR 16 50 36° 5.9 W/2700K GU10 DIM ¹⁾	15000 h	100000	GU10	0.0 mg	Yes	Yes	A+	6 kWh/1000h
P PAR 16 50 36° 5.9 W/3000K GU10 DIM ¹⁾	15000 h	100000	GU10	0.0 mg	Yes	Yes	A+	6 kWh/1000h
P PAR 16 50 36° 5.9 W/2700K GU10 DIM ¹⁾	25000 h	100000	GU10	0.0 mg	Yes	Yes	A+	6 kWh/1000h
P PAR 16 50 36° 5.9 W/3000K GU10 DIM ¹⁾	25000 h	100000	GU10	0.0 mg	Yes	Yes	A+	6 kWh/1000h
P PAR 16 50 36° 5.9 W/4000K GU10 DIM ¹⁾	15000 h	100000	GU10	0.0 mg	Yes	Yes	A+	6 kWh/1000h
P PAR 16 50 36° 5.9 W/4000K GU10 DIM ¹⁾	25000 h	100000	GU10	0.0 mg	Yes	Yes	A+	6 kWh/1000h
P PAR 16 80 36° 8 W/2700K GU10 ¹⁾	25000 h	100000	GU10	0.0 mg	Yes	Yes	A+	8 kWh/1000h
P PAR 16 80 36° 8 W/3000K GU10 ¹⁾	25000 h	100000	GU10	0.0 mg	Yes	Yes	A+	8 kWh/1000h
P PAR 16 80 36° 8 W/4000K GU10 ¹⁾	25000 h	100000	GU10	0.0 mg	Yes	Yes	A+	8 kWh/1000h
P PAR16 DIM 100 36° 9.6 W/2700K GU10 ¹⁾	25000 h	100000	GU10	0.0 mg	Yes	Yes	A+	10 kWh/1000h
P PAR16 DIM 100 36° 9.6 W/3000K GU10 ¹⁾	25000 h	100000	GU10	0.0 mg	Yes	Yes	A+	10 kWh/1000h

Product description	Lifespan		Additional product data			Capabilities	Certificates & standards	
	Nominal lamp life time	Number of switching cycles	Base (standard designation)	Mercury content	Mercury-free	Dimmable	Energy efficiency class	Energy consumption
P PAR16 DIM 100 36° 9.6 W/4000K GU10 ¹⁾	25000 h	100000	GU10	0.0 mg	Yes	Yes	A+	10 kWh/1000h
P PAR16 DIM 80 60° 8 W/2700K GU10 ¹⁾	25000 h	100000	GU10	0.0 mg	Yes	Yes	A+	8 kWh/1000h
P PAR16 DIM 80 60° 8 W/3000K GU10 ¹⁾	25000 h	100000	GU10	0.0 mg	Yes	Yes	A+	8 kWh/1000h
P PAR16 DIM 80 60° 8 W/4000K GU10 ¹⁾	25000 h	100000	GU10	0.0 mg	Yes	Yes	A+	8 kWh/1000h
P PAR16 DIM 80 120° 8 W/2700K GU10 ¹⁾	25000 h	100000	GU10	0.0 mg	Yes	Yes	A+	8 kWh/1000h
P PAR16 DIM 80 120° 8 W/3000K GU10 ¹⁾	25000 h	100000	GU10	0.0 mg	Yes	Yes	A+	8 kWh/1000h
P PAR16 DIM 80 120° 8 W/4000K GU10 ¹⁾	25000 h	100000	GU10	0.0 mg	Yes	Yes	A+	8 kWh/1000h

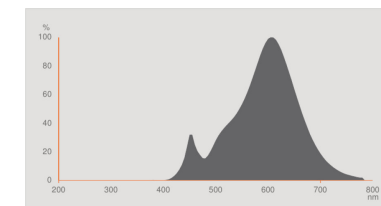
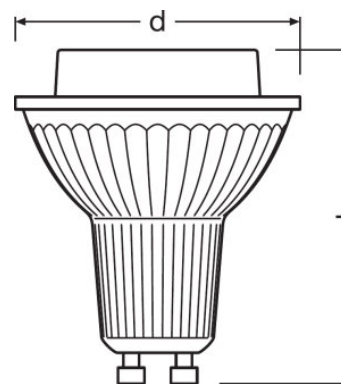
¹⁾ All technical parameters apply to the entire lamp/Due to the complex production process for light-emitting diodes, the typical values shown for the technical LED parameters are purely statistical values that do not necessarily match the actual technical parameters of each individual product, which can vary from the typical value



P PAR 16 50 36° 5.2 W/2700K E14

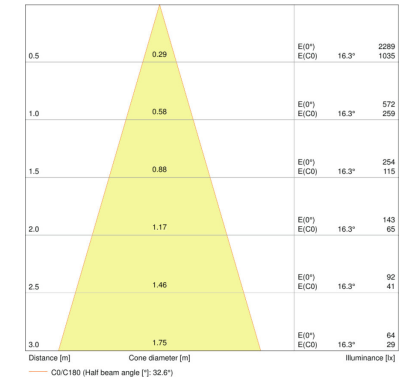
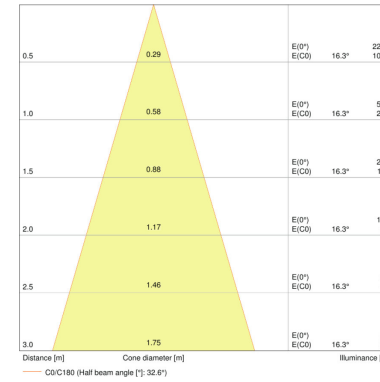
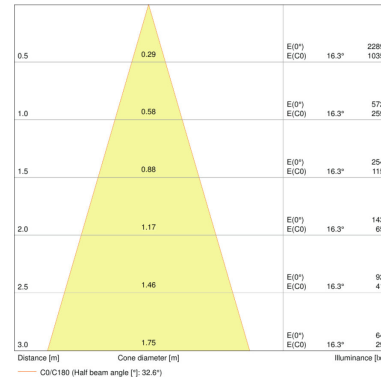
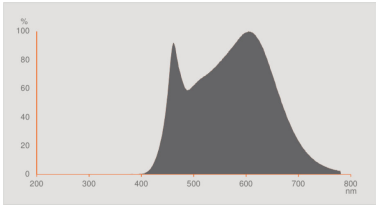


P PAR16 DIM 100 36° 9.6 W/2700K
GU10, P PAR16 DIM 100 36° 9.6
W/3000K GU10, P PAR16 DIM 100 36°
9.6 W/4000K GU10



P PAR 16 35 36° 3.7 W/2700K GU10, P
PAR 16 35 36° 3.7 W/3000K GU10, P
PAR 16 50 36° 5.5 W/2700K GU10, P
PAR 16 50 36° 5.5 W/2700K GU10, P
PAR 16 50 36° 5.5 W/3000K GU10

P PAR 16 35 36° 3.7 W/2700K GU10, P
PAR 16 35 36° 3.7 W/3000K GU10, P
PAR 16 35 36° 3.7 W/4000K GU10, P
PAR 16 35 36° 4.5 W/4000K GU10 DIM,
P PAR 16 35 36° 4.5 W/3000K GU10
DIM, P PAR 16 35 36° 4.5 W/2700K
GU10, P PAR 16 50 36° 5.5 W/2700K
GU10, P PAR 16 50 36° 5.5 W/2700K
GU10, P PAR 16 50 36° 5.5 W/3000K
GU10, P PAR 16 50 36° 5.5 W/4000K
GU10, P PAR 16 50 36° 5.9 W/2700K
GU10 DIM, P PAR 16 50 36° 5.9
W/3000K GU10 DIM, P PAR 16 50 36°
5.9 W/2700K GU10 DIM, P PAR 16 50
36° 5.9 W/3000K GU10 DIM, P PAR 16
50 36° 5.9 W/4000K GU10 DIM, P PAR
16 50 36° 5.9 W/4000K GU10 DIM, P
PAR 16 80 36° 8 W/2700K GU10, P PAR
16 80 36° 8 W/3000K GU10, P PAR 16
80 36° 8 W/4000K GU10, P PAR16 DIM
80 60° 8 W/2700K GU10, P PAR16 DIM
80 60° 8 W/3000K GU10, P PAR16 DIM
80 60° 8 W/4000K GU10, P PAR16 DIM
80 120° 8 W/2700K GU10, P PAR16 DIM
80 120° 8 W/3000K GU10, P PAR16 DIM
80 120° 8 W/4000K GU10

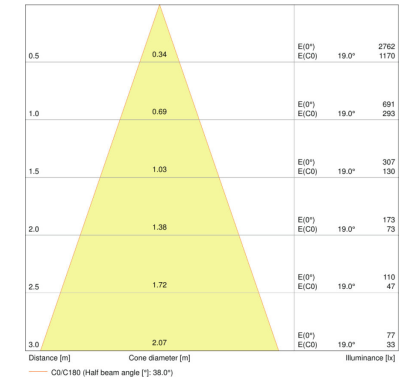
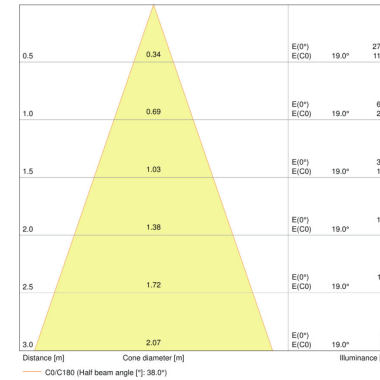
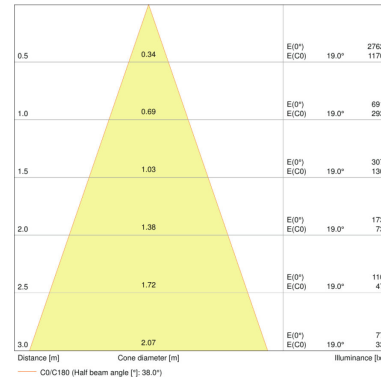
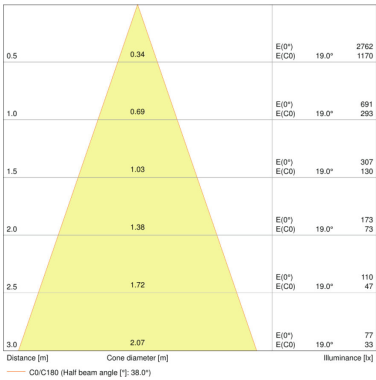


P PAR 16 35 36° 3.7 W/4000K GU10, P
PAR 16 50 36° 5.5 W/4000K GU10

P PAR 16 35 36° 4.5 W/4000K GU10
DIM

P PAR 16 35 36° 4.5 W/3000K GU10
DIM

P PAR 16 35 36° 4.5 W/2700K GU10
DIM

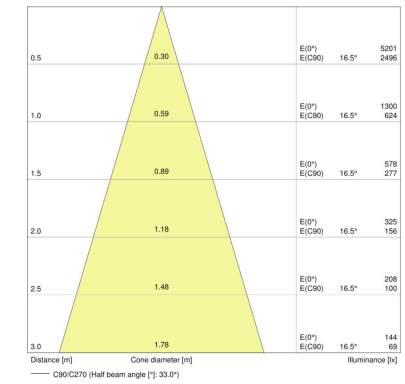
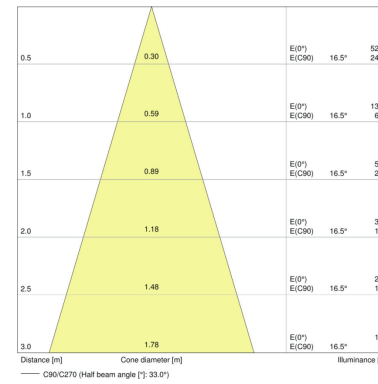
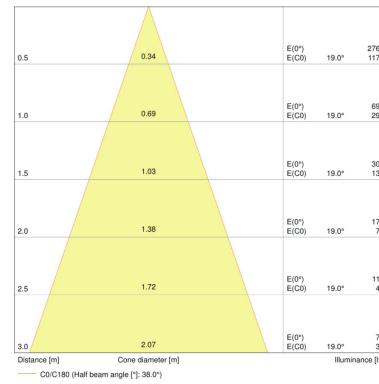
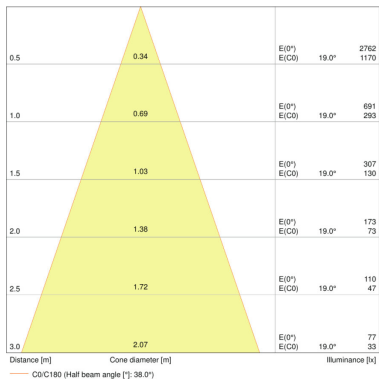


P PAR 16 50 36° 5.9 W/2700K GU10
DIM

P PAR 16 50 36° 5.9 W/3000K GU10
DIM

P PAR 16 50 36° 5.9 W/2700K GU10
DIM

P PAR 16 50 36° 5.9 W/3000K GU10
DIM

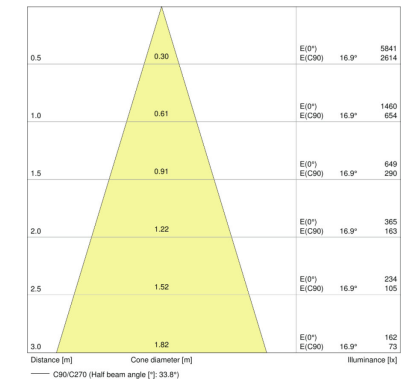
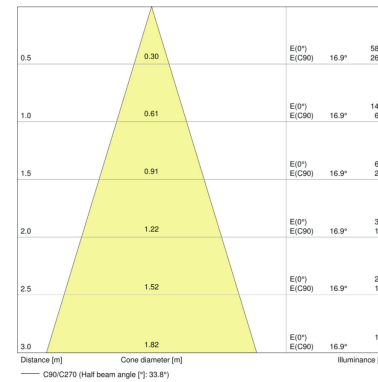
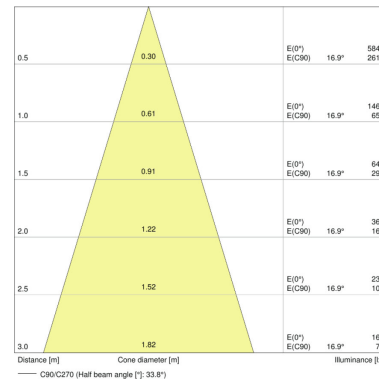
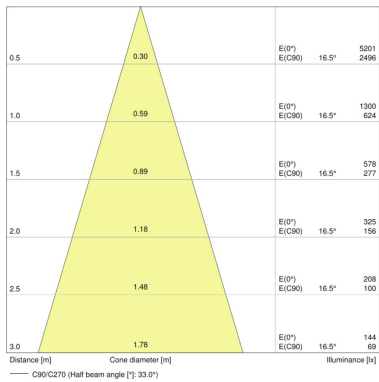


P PAR 16 50 36° 5.9 W/4000K GU10 DIM

P PAR 16 50 36° 5.9 W/4000K GU10

P PAR 16 80 36° 8 W/2700K GU10

P PAR 16 80 36° 8 W/3000K GU10

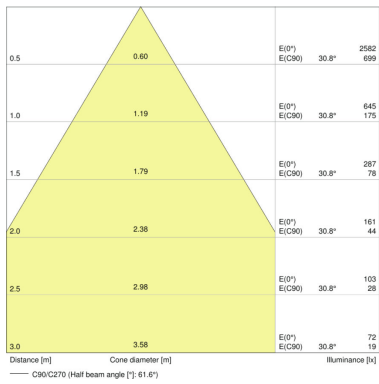


P PAR 16 80 36° 8 W/4000K GU10

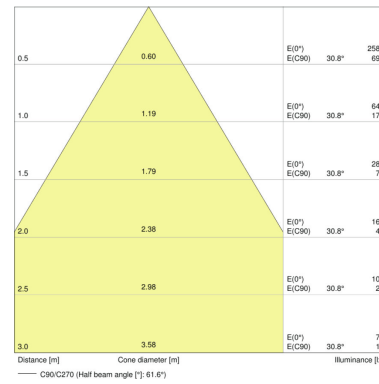
P PAR16 DIM 100 36° 9.6 W/2700K GU10

P PAR16 DIM 100 36° 9.6 W/3000K GU10

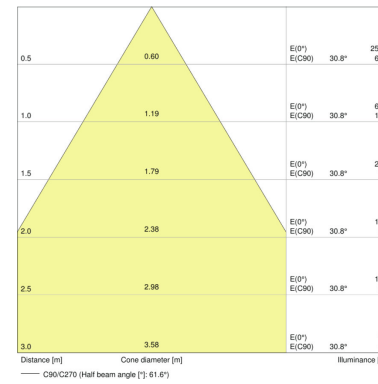
P PAR16 DIM 100 36° 9.6 W/4000K GU10



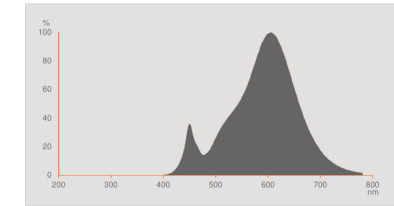
P PAR16 DIM 80 60° 8 W/2700K GU10



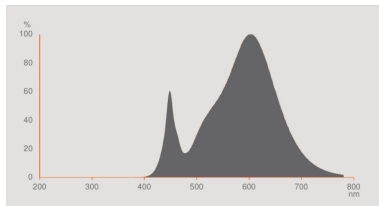
P PAR16 DIM 80 60° 8 W/3000K GU10



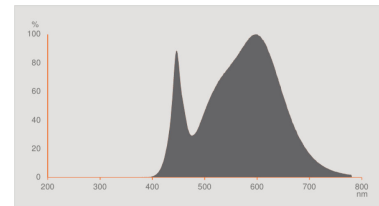
P PAR16 DIM 80 60° 8 W/4000K GU10



P PAR16 DIM 80 120° 8 W/2700K GU10



P PAR16 DIM 80 120° 8 W/3000K GU10



P PAR16 DIM 80 120° 8 W/4000K GU10

APPLICATION ADVICE

For more detailed application information and graphics please see product datasheet.

LOGISTICAL DATA

Product code	Packaging unit (Pieces/Unit)	Dimensions (length x width x height)	Gross weight	Volume
4058075259980	Shipping carton box 10	257 mm x 110 mm x 70 mm	603.00 g	1.98 dm ³
4058075259966	Shipping carton box 10	257 mm x 110 mm x 70 mm	603.00 g	1.98 dm ³
4058075259881	Shipping carton box 10	257 mm x 110 mm x 70 mm	603.00 g	1.98 dm ³
4058075095151	Shipping carton box 10	257 mm x 110 mm x 70 mm	598.00 g	1.98 dm ³
4058075095199	Shipping carton box 10	257 mm x 110 mm x 70 mm	598.00 g	1.98 dm ³
4058075095212	Shipping carton box 10	257 mm x 110 mm x 70 mm	598.00 g	1.98 dm ³
4058075264373	Shipping carton box 10	267 mm x 111 mm x 102 mm	668.00 g	3.02 dm ³
4058075260146	Shipping carton box 10	257 mm x 110 mm x 70 mm	603.00 g	1.98 dm ³
4058075260085	Shipping carton box 50	382 mm x 268 mm x 72 mm	2829.00 g	7.37 dm ³
4058075260108	Shipping carton box 50	382 mm x 268 mm x 72 mm	2829.00 g	7.37 dm ³
4058075260122	Shipping carton box 10	257 mm x 110 mm x 70 mm	603.00 g	1.98 dm ³
4058075260047	Shipping carton box 50	382 mm x 268 mm x 72 mm	2829.00 g	7.37 dm ³
4058075260061	Shipping carton box 10	257 mm x 110 mm x 70 mm	603.00 g	1.98 dm ³
4058075095335	Shipping carton box 50	382 mm x 268 mm x 72 mm	2829.00 g	7.37 dm ³
4058075095359	Shipping carton box 50	382 mm x 268 mm x 72 mm	2829.00 g	7.37 dm ³

Product code	Packaging unit (Pieces/Unit)	Dimensions (length x width x height)	Gross weight	Volume
4058075095397	Shipping carton box 10	257 mm x 110 mm x 70 mm	598.00 g	1.98 dm ³
4058075095373	Shipping carton box 10	257 mm x 110 mm x 70 mm	598.00 g	1.98 dm ³
4058075095274	Shipping carton box 50	382 mm x 268 mm x 72 mm	2829.00 g	7.37 dm ³
4058075095298	Shipping carton box 10	257 mm x 110 mm x 70 mm	598.00 g	1.98 dm ³
4058075095496	Shipping carton box 10	255 mm x 107 mm x 72 mm	703.00 g	1.96 dm ³
4058075095472	Shipping carton box 10	255 mm x 107 mm x 72 mm	709.00 g	1.96 dm ³
4058075095458	Shipping carton box 10	255 mm x 107 mm x 72 mm	704.00 g	1.96 dm ³
4058075096615	Shipping carton box 10	255 mm x 107 mm x 72 mm	918.00 g	1.96 dm ³
4058075096578	Shipping carton box 10	255 mm x 107 mm x 72 mm	890.00 g	1.96 dm ³
4058075096554	Shipping carton box 10	255 mm x 107 mm x 72 mm	926.00 g	1.96 dm ³
4058075095557	Shipping carton box 10	255 mm x 107 mm x 72 mm	707.00 g	1.96 dm ³
4058075095533	Shipping carton box 10	255 mm x 107 mm x 72 mm	692.00 g	1.96 dm ³
4058075095519	Shipping carton box 10	255 mm x 107 mm x 72 mm	699.00 g	1.96 dm ³
4058075095618	Shipping carton box 10	255 mm x 107 mm x 72 mm	708.00 g	1.96 dm ³
4058075095595	Shipping carton box 10	255 mm x 107 mm x 72 mm	709.00 g	1.96 dm ³
4058075095571	Shipping carton box 10	255 mm x 107 mm x 72 mm	726.00 g	1.96 dm ³

Product code	Packaging unit (Pieces/Unit)	Dimensions (length x width x height)	Gross weight	Volume
--------------	------------------------------	--------------------------------------	--------------	--------

The mentioned product code describes the smallest quantity unit which can be ordered. One shipping unit can contain one or more single products. When placing an order, for the quantity please enter single or multiples of a shipping unit.

REFERENCES / LINKS

For dimming conformity see

▶ www.ledvance.com/dim

For further products and actual information concerning LED lamps see

▶ www.ledvance.com/ledlamps

For Guarantee see

▶ www.ledvance.com/guarantee

DISCLAIMER

Subject to change without notice. Errors and omission excepted. Always make sure to use the most recent release.