

PRODUCT DATASHEET

P PAR16 DIM 100 36° 9.6 W/2700K GU10

PARATHOM DIM PAR16 | Dimmable LED reflector lamps PAR16 with retrofit pin base



AREAS OF APPLICATION

- Shops
- Hospitality
- Museums, art galleries
- Residential interiors
- As a downlight for marking walkways, doors, stairs, etc.
- Spotlighting for accents
- Display cabinets and shop windows
- Spotlighting heat-sensitive objects such as food, plants, etc.
- Outdoor applications only in suitable luminaires

PRODUCT BENEFITS

- Low energy consumption
- High color consistency thanks to narrow binning
- Easy replacement of halogen lamps due to compact full glass design and single optic
- Ideal for economical spotlighting

PRODUCT FEATURES

- Professional LED alternative to high voltage halogen lamps
- Good quality of light; color rendering index $R_a: \geq 80$
- High color consistency: ≤ 5 SDCM
- Dimmable (with many common dimmers, see also www.ledvance.com/dim)
- Made in Germany (versions up to incl. 50 W)
- Mercury-free lamps



TECHNICAL DATA

Electrical data

Rated wattage	9.60 W
Nominal wattage	9.60 W
Nominal voltage	220...240 V
Claimed equiv. conventional lamp power	100 W
Operating frequency	50...60 Hz
Power factor λ	> 0.80

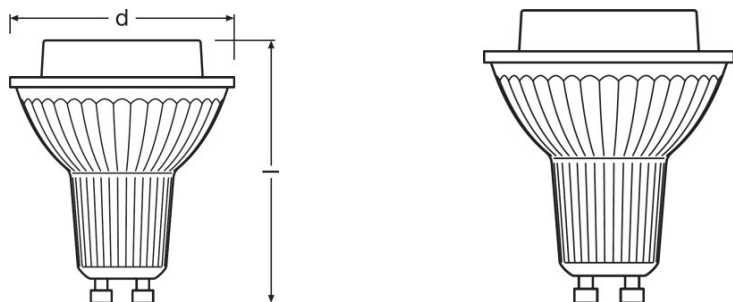
Photometrical data

Nominal luminous flux	750 lm
Rated luminous flux	750 lm
Rated color temperature	2700 K
Lumen main.fact.at end of nom.life time	0.70
Light color (designation)	Warm White
Color temperature	2700 K
Luminous flux	750 lm
Color rendering index Ra	≥ 80
Standard deviation of color matching	≤ 5 sdc _m
Color rendering index Ra	≥ 80
Nominal useful luminous flux 90°	750 lm
Rated useful luminous flux 90°	750 lm
Rated peak intensity	1280 cd

Light technical data

Beam angle	36 °
Warm-up time (60 %)	< 0.50 s
Starting time	< 0.5 s
Nominal beam angle	36 °
Rated beam angle (half peak value)	36.00 °

Dimensions & weight



Overall length	62.0 mm
Diameter	51.0 mm
Outer bulb	PAR51
Length	62.0 mm
Maximum diameter	51.0 mm

Temperatures & operating conditions

Maximum temperature at tc test point	118 °C
---	--------

Lifespan

Nominal lamp life time	25000 h
Rated lamp life time	25000 h
Number of switching cycles	100000

Additional product data

Base (standard designation)	GU10
Mercury content	0.0 mg
Mercury-free	Yes
Show WEEE picto	Yes
Product remark	All technical parameters apply to the entire lamp/Due to the complex production process for light-emitting diodes, the typical values shown for the technical LED parameters are purely statistical values that do not necessarily match the actual technical parameters of each individual product, which can vary from the typical value

Capabilities

Dimmable	Yes
-----------------	-----

Certificates & standards

Energy efficiency class	A+
--------------------------------	----

Energy consumption

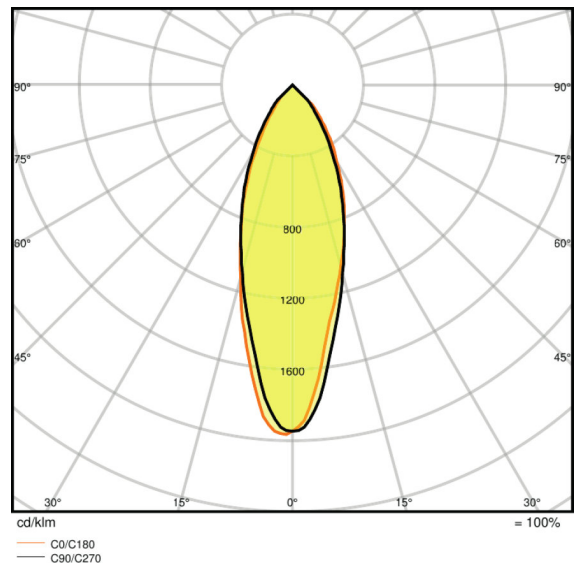
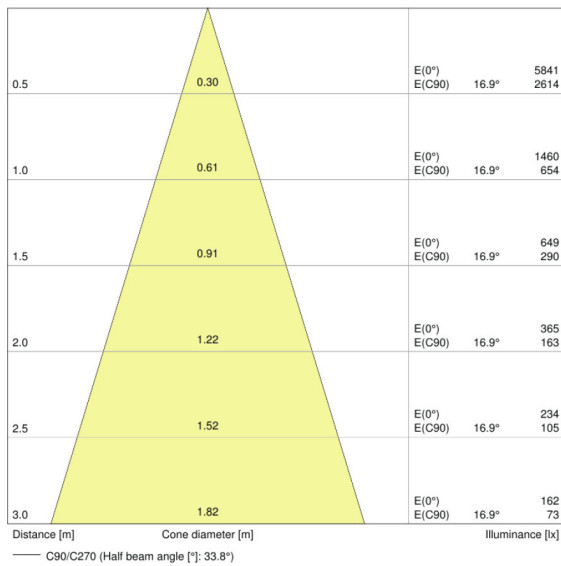
10 kWh/1000h

Country-specific categorizations

Order reference

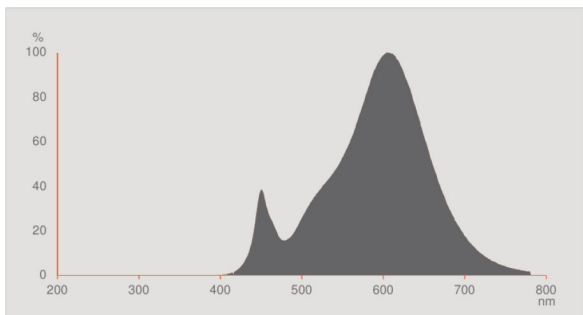
LPPR16D10036 9,

Light Distribution



LDC typ cone

LDC typ polar



Spectral power distribution

LOGISTICAL DATA

Product code	Packaging unit (Pieces/Unit)	Dimensions (length x width x height)	Gross weight	Volume
4058075096608	Folding carton box 1	49 mm x 49 mm x 62 mm	84.00 g	0.15 dm ³
4058075096615	Shipping carton box 10	255 mm x 107 mm x 72 mm	918.00 g	1.96 dm ³

The mentioned product code describes the smallest quantity unit which can be ordered. One shipping unit can contain one or more single products. When placing an order, for the quantity please enter single or multiples of a shipping unit.

REFERENCES / LINKS

For dimming conformity see

- ▶ www.ledvance.com/dim

For further products and actual information concerning LED lamps see

- ▶ www.ledvance.com/ledlamps

For Guarantee see

- ▶ www.ledvance.com/guarantee

DISCLAIMER

Subject to change without notice. Errors and omission excepted. Always make sure to use the most recent release.