


ESALITE FL



Industrial LED lighting fixture made of die-cast EN AB 46100 aluminium with polyester powder coating. Correct illumination is provided by an optical system composed of different versions of lenses and sealed by an extra-clear tempered glass of 4mm. Silicone gaskets, Goretex breathing and anti-condensation device, waterproof connector for 1.5 mm² cables and stainless steel external screws. Integrated suspension fixing system thanks to a ring made directly in the die-cast aluminium. The die-cast aluminium structure guarantees optimal performance conditions both at Ta25° and Ta50° thanks to specific thermal sizing tests. The correct heat dispersion inside ESALITE is guaranteed by the special passive heat sink with a very low copper content that offers high qualitative and quantitative performances.

GENERAL INFORMATION

Context	Industry, Logistic, Façade, Sport
Luminaire	LED luminaire with mid and high lumen power
Aplicație	Intern / Extern
Unique digital code (Datamatrix)	Datamatrix
Culoare	Gri RAL 9006
Tip sursă de lumină	LED - Neînlocuibil
Puterea sistemului	125 W
LED Lifetime	L90B10 (Tq 25°) 100000 h; L90B10 (Tq 50°) 55000 h
Greutate (Kg)	9.5

OPTIC AND ILLUMINATING FEATURES

Optică	Mediu 60°
Unified Glare Rating	UGR ≤ 28
Lumină ieșire (lm)	13600
Efficiency (lm/W)	109
Culoare Temperatură	5700 K
Color Rendering Index	CRI>80
Standard Deviation Colour Matching	SDCM = 3
Photobiological Risk Class	-
Standard	EN60598-1; EN60598-2-5; IEC 62778; IEC62471

GARANȚIE

Garanție	5 ani
Temperatură de stocare	-25°C ÷ +70°C / HR 10% ÷ 85%
Operating temperature	-25°C ÷ +50°C

MATERIALS

Body	Aluminiu turnat
Ecran	Flat tempered glass 4mm
Optic	PMMA lens
Gasket	CNC deposited sealant
Locking Hook	-
External screw	Stainless steel
Colour	Polyester powder coated

STANDARDS AND APPROVALS

Clasificare	-
Dispozitiv cu temperatură la suprafață redusă	-
Certificare DIN 18032-3	Nu
IPEA	-
Clasă izolație	I
Clasă de protecție IP	IP66
Cod IK	IK08
Glow Test conductori	-

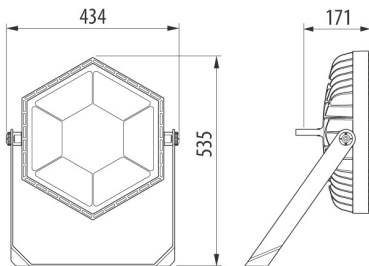
ELETRICAL AND LIGHTING FEATURES

Tensiune de alimentare	220-240 V
Frecvență nominală (Hz)	50/60 Hz
Driver	Included
Driver failure rate	F10 = 100.000h Tq25°C/50.000h Tq50°C
Overvoltage protection	DM 6KV / CM 8KV
Control System	DALI

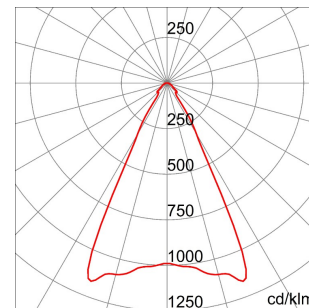
INSTALLATION AND MAINTENANCE

Mouting and installation	Consolă
Tilt	With graduated fixing bracket
Wiring	With watertight connector
Prindere	-
Optic Maintenance	Not available
LED Maintenance	Not available
Driver Box	Integrat
Suprafață maximă expusă la vânt	0,13 m ²

DIMENSIONAL



PHOTOMETRIC DISTRIBUTION



TECHNICAL SYMBOLOGY



IP
IP66

IK
IK08

GWT
-

STANDARDS/APPROVALS



ESALITE FL

