


ESALITE FL



Industrial LED lighting fixture made of die-cast EN AB 46100 aluminium with polyester powder coating. Correct illumination is provided by an optical system composed of different versions of lenses and sealed by an extra-clear tempered glass of 4mm. Silicone gaskets, Goretex breathing and anti-condensation device, waterproof connector for 1.5 mm² cables and stainless steel external screws. Integrated suspension fixing system thanks to a ring made directly in the die-cast aluminium. The die-cast aluminium structure guarantees optimal performance conditions both at Ta25° and Ta50° thanks to specific thermal sizing tests. The correct heat dispersion inside ESALITE is guaranteed by the special passive heat sink with a very low copper content that offers high qualitative and quantitative performances.

GENERAL INFORMATION

Context	Industry, Logistic, Façade, Sport
Luminaire	LED luminaire with mid and high lumen power
Aplicație	Intern / Extern
Unique digital code (Datamatrix)	Datamatrix
Culoare	Gri RAL 9006
Tip sursă de lumină	LED - Neînlocuibil
Puterea sistemului	148 W
LED Lifetime	L90B10 (Tq 25°) 100000 h; L90B10 (Tq 50°) 55000 h
Greutate (Kg)	9.5

OPTIC AND ILLUMINATING FEATURES

Optică	Wide 90°
Unified Glare Rating	UGR ≤ 25
Lumină ieșire (lm)	15600
Efficiency (lm/W)	105
Culoare Temperatură	3000 K
Color Rendering Index	CRI>80
Standard Deviation Colour Matching	SDCM = 3
Photobiological Risk Class	-
Standard	EN60598-1; EN60598-2-5; IEC 62778; IEC62471

Garanție	5 ani
Temperatură de stocare	-25°C ÷ +70°C / HR 10% ÷ 85%
Operating temperature	-25°C ÷ +40 °C

MATERIALS

Body	Aluminiu turnat
Ecran	Flat tempered glass 4mm
Optic	PMMA lens
Gasket	CNC deposited sealant
Locking Hook	-
External screw	Stainless steel
Colour	Polyester powder coated

ELETRICAL AND LIGHTING FEATURES

Tensiune de alimentare	220-240 V
Frecvență nominală (Hz)	50/60 Hz
Driver	Included
Driver failure rate	F10 = 100.000h Tq25°C/50.000h Tq50°C
Overvoltage protection	DM 6KV / CM 8KV
Control System	DALI

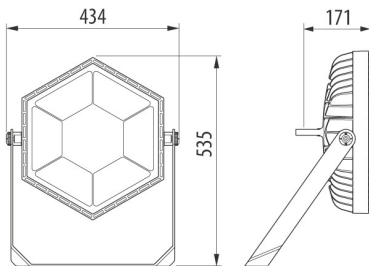
INSTALLATION AND MAINTENANCE

Mouting and installation	Consolă
Tilt	With graduated fixing bracket
Wiring	With watertight connector

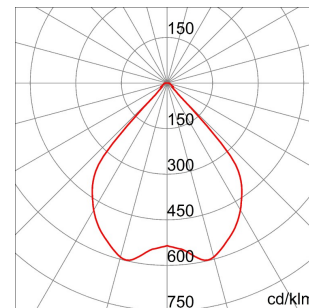
STANDARDS AND APPROVALS

Clasificare	-	Optic Maintenance	Not available
Dispozitiv cu temperatură la suprafață redusă	-	LED Maintenance	Not available
Certificare DIN 18032-3	Nu	Driver Box	Integrat
IPEA	-	Suprafață maximă expusă la vânt	0,13 m ²
Clasă izolație	I		-
Clasă de protecție IP	IP66		-
Cod IK	IK08		-
Glow Test conductori	-		-

DIMENSIONAL



PHOTOMETRIC DISTRIBUTION



TECHNICAL SYMBOLOGY



IP
IP66

IK
IK08

GWT
-

STANDARDS/APPROVALS



Data, measures, designs and pictures are for information purpose only, last update 19/08/2021. They can be changed at any moment, therefore it is always recommended to read the last updated version published on the website www.gewiss.com. Lumen output and system power are subject to a tolerance of +/- 10%. Unless stated otherwise, the values apply to an ambient temperature of 25°C. Terms of warranty at <https://www.gewiss.com/it/en/company/landingpage/led-warranty>. - 1 of 2



ESALITE FL

