
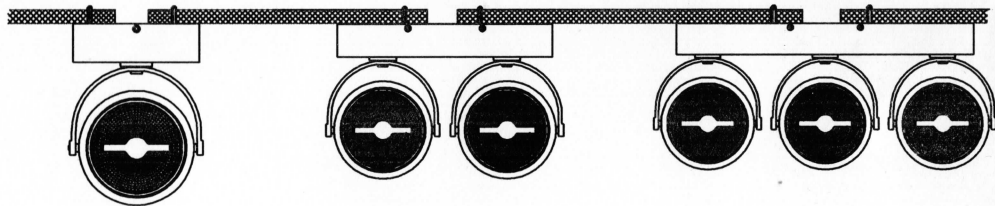


rendl light studio

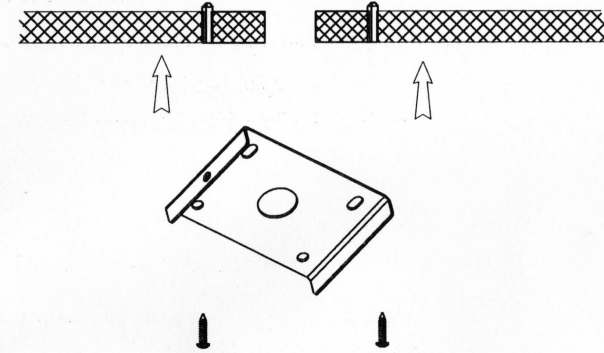
INSTRUCTION MANUAL

- Before installing the lighting fixtures, please read this instruction manual carefully.
- The lighting fixtures should be installed, connected and tested by a certified installer based on the local regulations.
- Lamps should always be installed or replaced with care.
- Don't use over rated power lamp.
- Relamping only can be done when the power is off and the lamp is completely cooled down.
- When a lamp is to be cleaned, switch off the fixture and let it cool down completely. Clean the fixture with a soft cloth and a standard PH neutral detergent. Stainless steel finishing should be maintained regularly.
- Misuse of, or changes to the fixture shall nullify the guarantee.
- This luminaire is IP20, indoor use only.

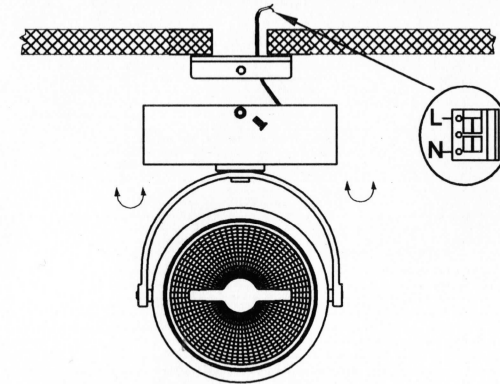


Installation:

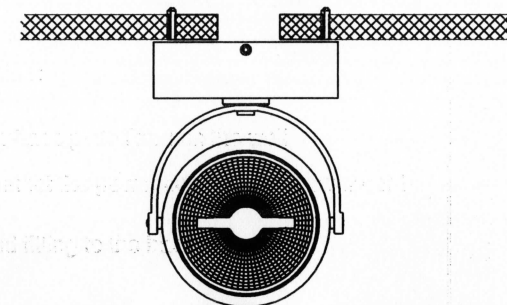
- A1- The base plate fixed on the wall
- A2- Connect the power cord to main power cord
- A3- fixed fitting to the base plate



①



②



③