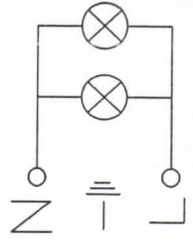
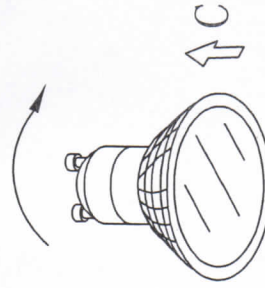
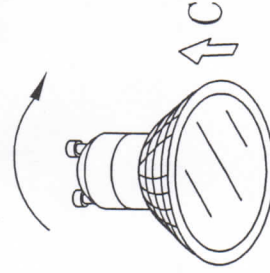
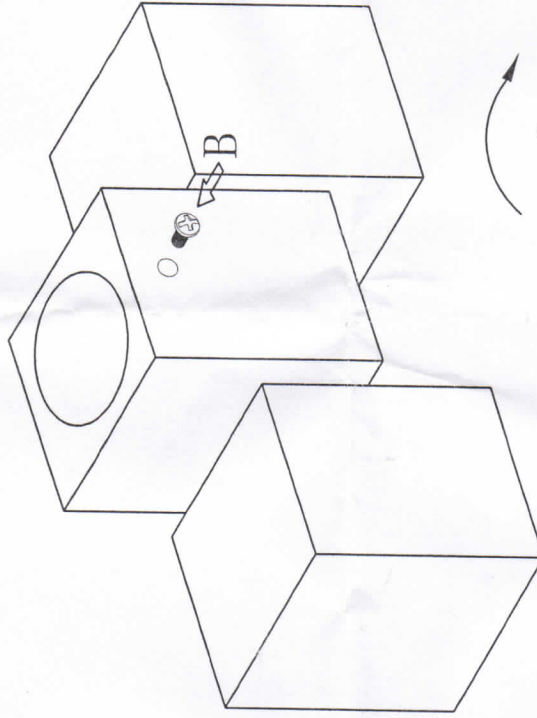
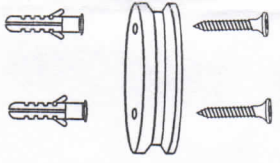


R10171



230V~50Hz	CLASS I	
GU10 2x50W Max.	IP20	
MATERIAL:ALUMINIUM		

### INSTALLATION GUIDE

1. Before installation, make sure the power is switched off.
2. Please follow diagram for the installation.

### CLEANING INSTRUCTION!

Before cleaning make sure the power supply is switched off.  
Use only a soft cloth moistened with a mild cleanser to clean the fixture.  
**WARNING!! Do not use alcohol or other solvents**

### CAUTION:

While the lamp is working, the surface of it is hot!  
Please do not touch the fixture within an hour after the power supply has been switched off.