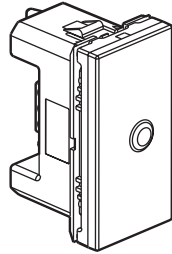
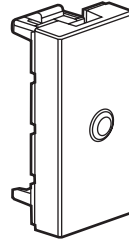


Arteor™ Jack socket

Cat. no(s): 5 722 74/78 - 5 724 90/91 - 5 727 74



5 722 74 - 5 724 90/91 - 5 727 74



5 722 78

1. USE

For connecting and emitting (laptop) or listening device (loud speakers, headphones, etc.). Audio stereo link.

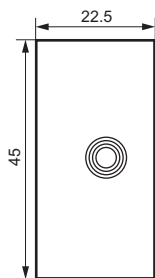
2. RANGE

Designation	Finishes				Number of modules	Fixing method	Connection method
	White	Magnesium	Soft Alu	Champagne			
Jack socket 3.5 mm female	5 722 74	5 727 74	5 724 90	5 724 91	1	with clips	with screws
Jack socket 3.5 mm female solder connection	5 722 78	-	-	-	1	with clips	with screws

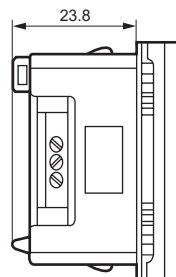
3. PREPARATION

The mechanism can be flush-mounted or surface-mounted.

4. OVERALL DIMENSIONS



5 722 74/78 - 5 724 90/91
5 727 74



5 722 74 - 5 724 90/91
5 727 74

5. CONNECTION

Wide terminal strip taking a 1 mm² conductor max.

Supplied in a bag containing:

- 1 Colring tie
- ferrules to be crimped for conductor < 0.5 mm²
- thermoformable sheaths

Cable bend radius: 35 mm.

The length of the cable will depend on the power of the source and the sensitivity of the receiver.

Stripping

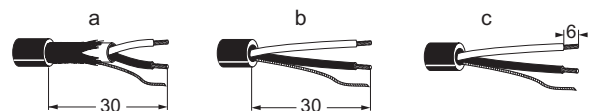
Shielded cable 2 x 0.14 mm².

a - Cable unsheathing length: 30 mm.

Recover the continuity wire of the cable's general shielding

b - Remove the braid and the aluminium shielding tape.

c - Core stripping length: 6 mm.

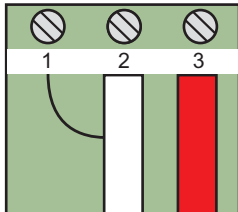


5. CONNECTION *(Continued)*

Wiring

Tools required: Flat-blade screwdriver 0.4 x 2.5 mm and flat-nose pliers.
Insulate the continuity wire using the neoprene sleeve supplied, thread it into the respective ferrule supplied and crimp it using the flat-nose pliers.
Thread the cores into the respective ferrules supplied and crimp them using the flat-nose pliers.
Start by cabling the continuity wire, followed by the cores.
Hold the wire mechanically using the cable clamp supplied.

Follow the wiring instructions below:



- 1 - Audio ground
- 2 - White audio hot spot (left)
- 3 - Red audio hit spot (right)

6. TECHNICAL CHARACTERISTICS

■ 6.1 Mechanical characteristics

Impact tests: IK 04
Protection by solid bodies/liquid: IP 41

■ 6.2 Material characteristics

Base: Polycarbonate
Cover: ABS
Self-extinguishing: 650° C/30 s

■ 6.3 Climatic characteristics

Storage temperatures: - 10° C to + 70° C
Operating temperatures: - 5° C to + 50° C

7. CLEANING

Surface cleaning with a cloth
Do not use: acetone, tar remover, trichloroethylene

■ 7.1 Resistance to cleaning agents

Resistance to the following agents:

- Hexane (EN 60669-1)
- Methylated spirits
- Soapy water
- Diluted ammonia
- Diluted pure bleach 10%
- Glass cleaning substance
- Pre-impregnated wipes.

■ 7.2 Resistance to hospital-type cleaning agents

Resistance to the following agents:

- Anios
- Surfanios
- Bactilysine
- Diluted hydrogen peroxide 35%

Caution: Always test before using other special cleaning products.

8. STANDARDS AND APPROVALS

Compliance with installation and manufacturing standards.
Refer to e-catalogue.