



Mallia™
LCS² Cat. 6 RJ 45 socket

Cat. no(s): 2 811 62/65 - 2 831 62/65
2 833 62/65 - 2 835 62/65



2 811 62



2 811 65

CONTENTS	Page
1. Use	1
2. Presentation	1
3. Mounting	1
4. Technical features	1
5. Connection	1
6. Overall dimensions	2
7. Standard RJ 45 connection	2
8. Performance	3
9. Standards and approvals	4

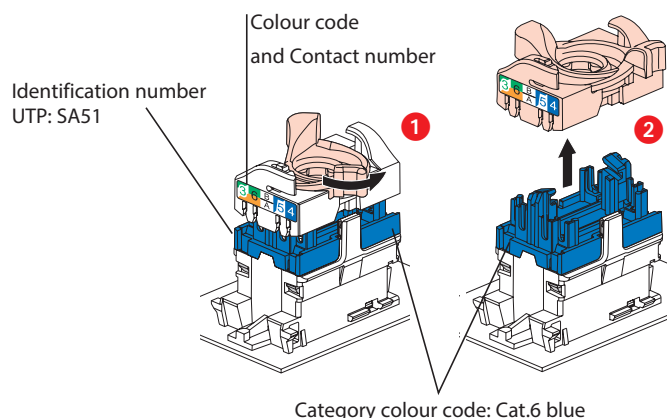
1. USE

Category 6 RJ 45 socket. Allows high-speed transmissions (Gigabit Ethernet) : telephone, data, television, shaver sockets and cable outlets.

- Polycarbonate front cover plates with a matt finish
- Compact mechanism for a larger wiring space
- Supplied with 2 screws M 3.5 for BS boxes
- Supplied complete with plate
- Dimensions : 86 x 86 mm

Designation	White	Silver	Pearl	Dark silver
RJ 45 Cat. 6 UTP	2 811 62	2 831 62	2 833 62	2 835 62
Double RJ 45 Cat. 6 UTP	2 811 65	2 831 65	2 833 65	2 835 65

1. PRESENTATION



3. MOUNTING

Mechanisms can be flush-mounted or surface-mounted.

4. TECHNICAL FEATURES

4.1 Characteristics of the materials

Contacts : gold/nickel, minimum thickness of gold >0.8 μm
Metal parts: bronze, nickel, platinum, gold
PBT Polycarbonate

4.2 Electrical characteristics

Breakdown voltage ≥ 1000 V
Contact resistance ≤ 20 mΩ
Insulation resistance ≥ 500 MΩ under 100 V DC

Tested and independently certified to comply with IEC 60512-99-001 and IEC 60512-99-002 for PoE support up to 90w (Type 4).

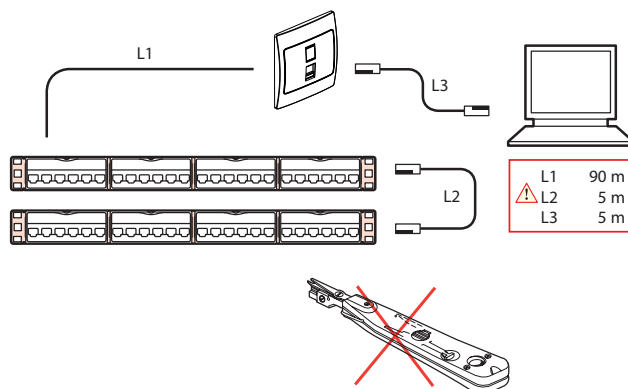
4.3 Mechanical characteristics

Max. number of connections/ disconnections: 5 without re-preparing the wire
Endurance: 2500 operations (mating/extraction)
IK03

4.4 Climatic characteristics

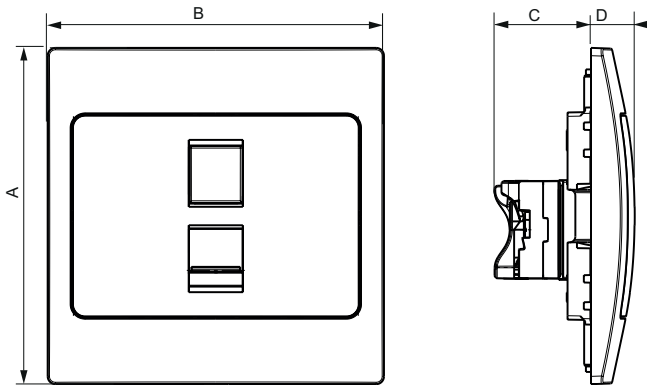
Operating temperatures: -10°C to +60°C
Humid heat 21-day cycle

5. CONNECTION

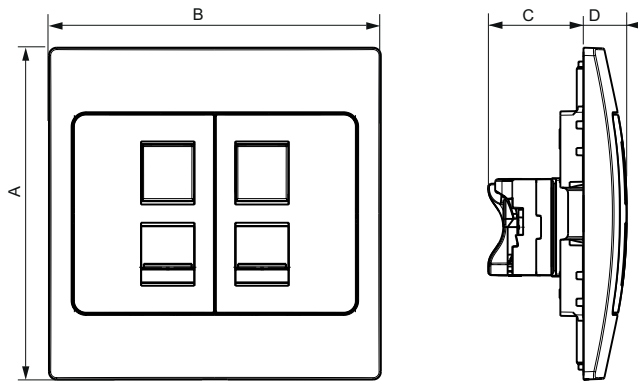


6. OVERALL DIMENSIONS

2 811 62 - 2 831 62 - 2 833 62 - 2 835 62



2 811 65 - 2 831 65 - 2 833 65 - 2 836 65



Cat. No.	A	B	C	D
2 811 62 - 2 831 62 - 2 833 62 - 2 835 62	86,1	86,1	24,7	11,2
2 811 65 - 2 831 65 - 2 833 65 - 2 836 65	86,1	86,1	24,7	11,2

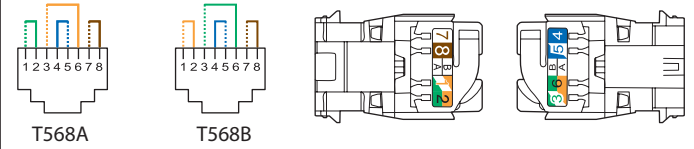
7. STANDARD RJ 45 CONNECTION

Takes the following plugs:

RJ 11 (4 contacts), RJ 12 (6 contacts), RJ 45 (9 contacts).

T568A and T568B dual colour code on terminals:

- UTP 8 contacts



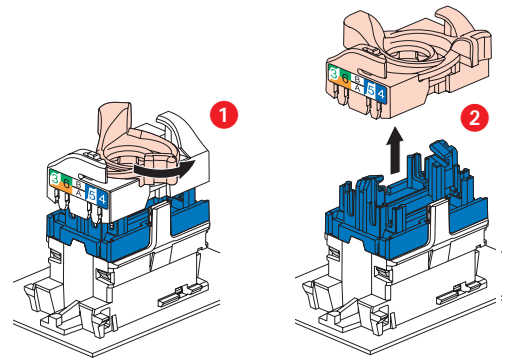
Permitted conductors:

- Solid/stranded: 0.4 to 0.65 mm, AWG 26 to 22

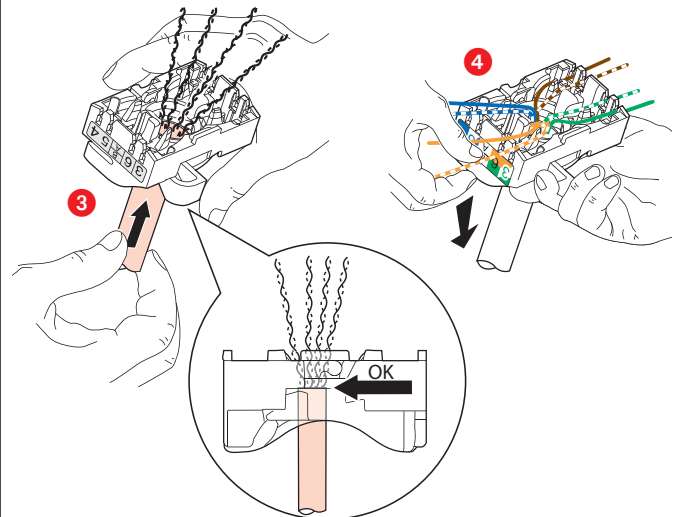
- Polyethylene conductor insulation: Ø 0.85 to 1.7 mm on insulation

Number of wires to be connected per connection: 1

RJ 45 connectors are equipped with a locking nut. They do not require a special tool and can be re-wired if a mistake is made.

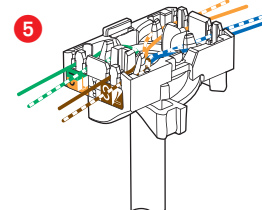


This system allows the wire pairs to be spread easily before mounting them on the connector.



Spreading the cables allows you to ensure that a pair-breakage distance of 13 mm is kept between each pair.

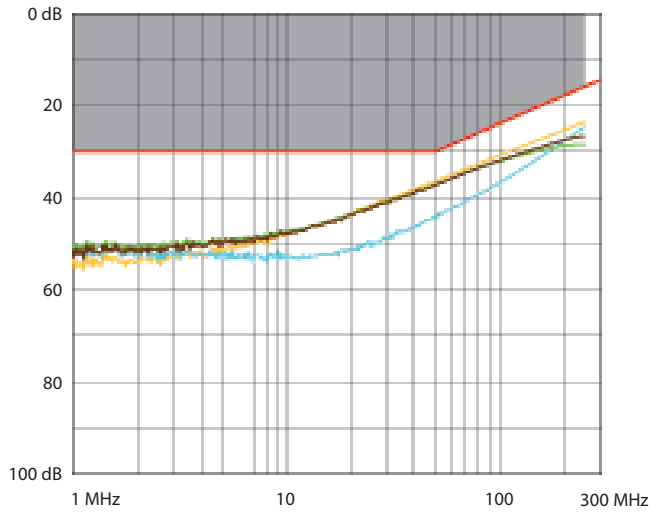
Spreading pairs at 90° to the cable ensures the best possible performance.



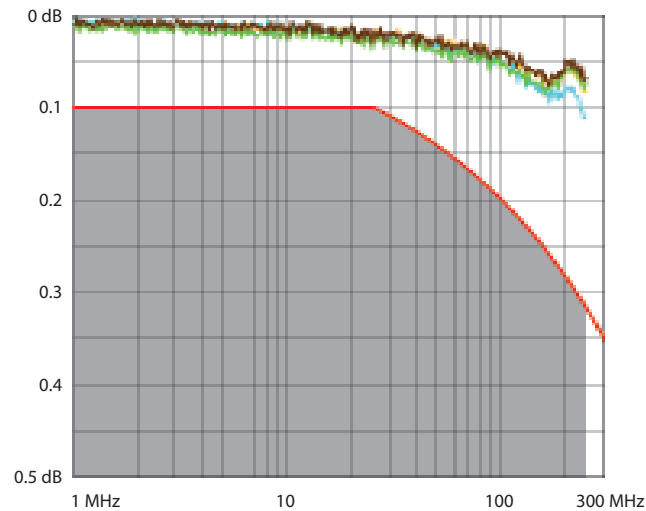
9. PERFORMANCE

9.1 Component performance (RJ 45 connectors)

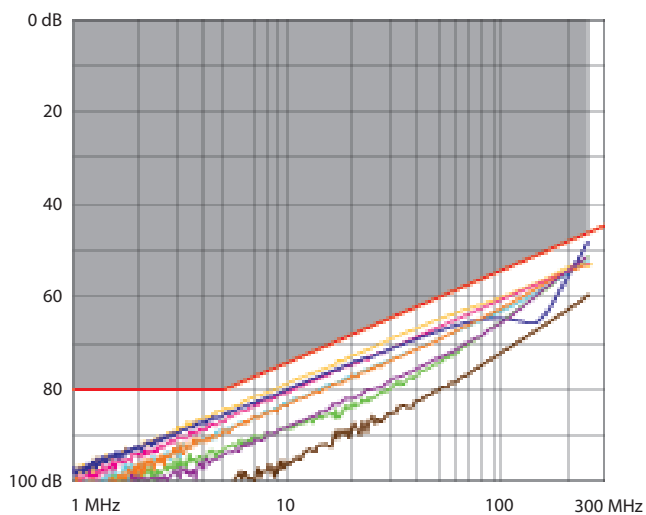
Return loss



Attenuation



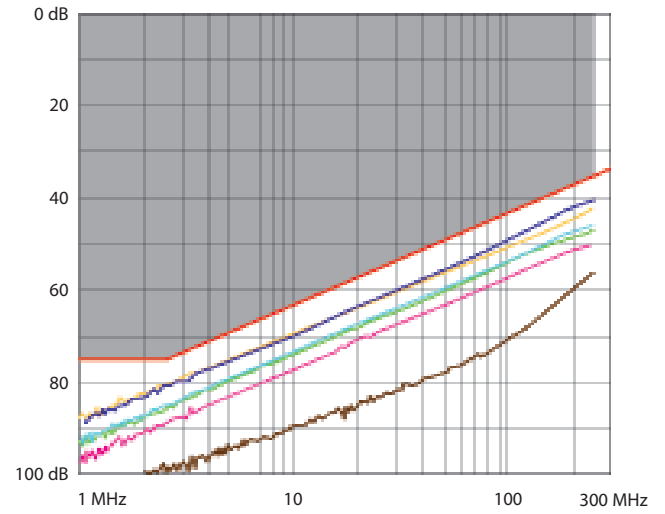
NEXT (Near end Crosstalk Attenuation)



9. PERFORMANCE (cont.)

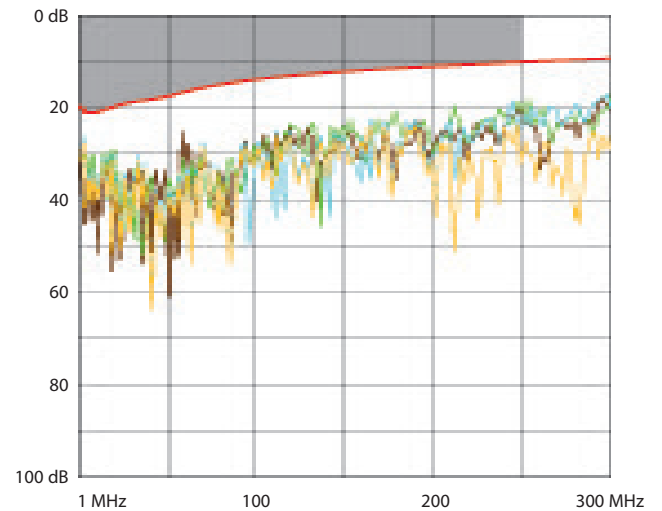
9.1 Component performance (RJ 45 connectors) (cont.)

FEXT (Far end Crosstalk Attenuation)

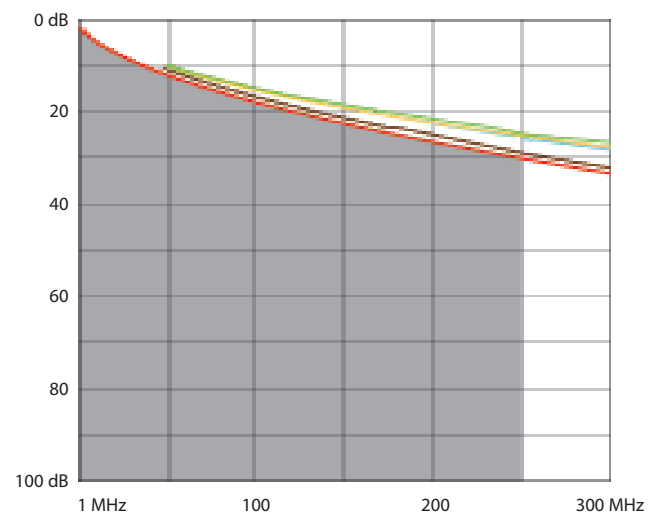


9.2 Performance of permanent link with F/UTP cable

Return loss

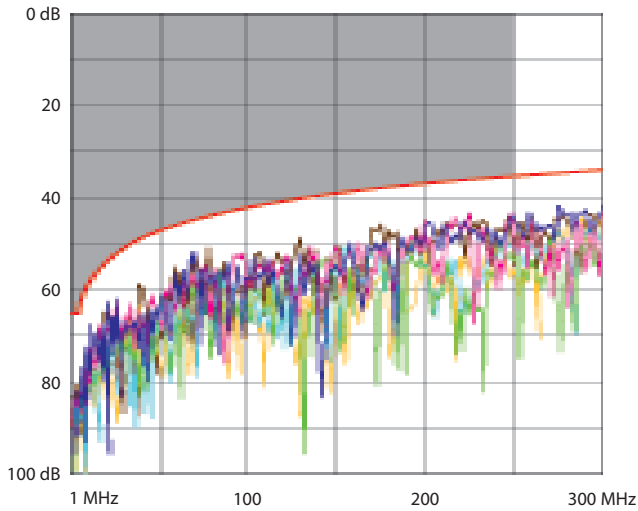


Attenuation

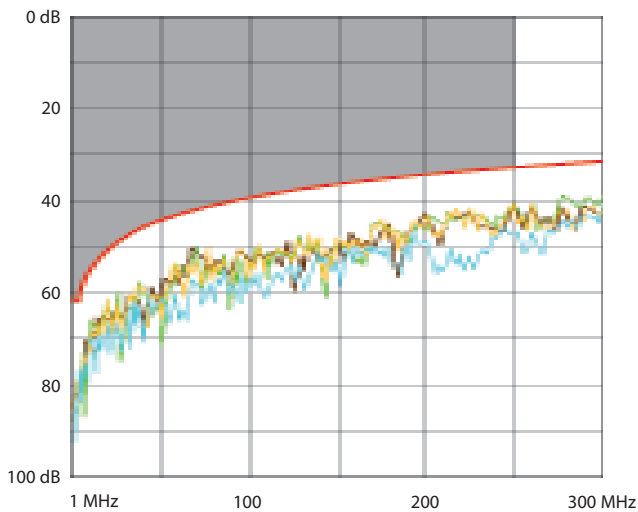


9. PERFORMANCE (cont.)

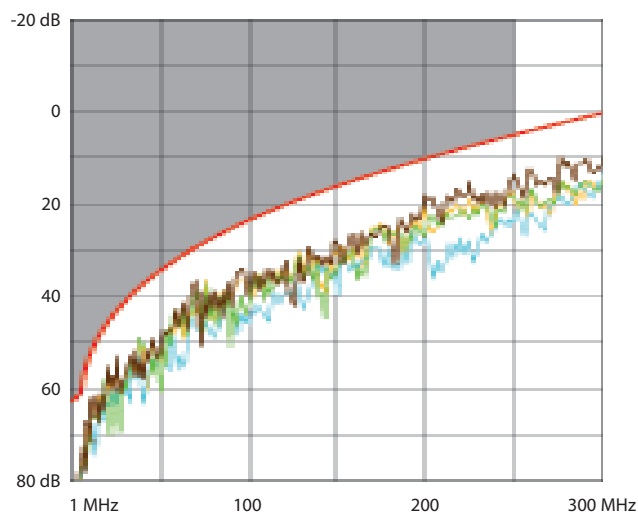
9.2 Performance of permanent link with F/UTP cable (cont.)
NEXT (Near end Crosstalk Attenuation)



PS NEXT (Power Sum NEXT)

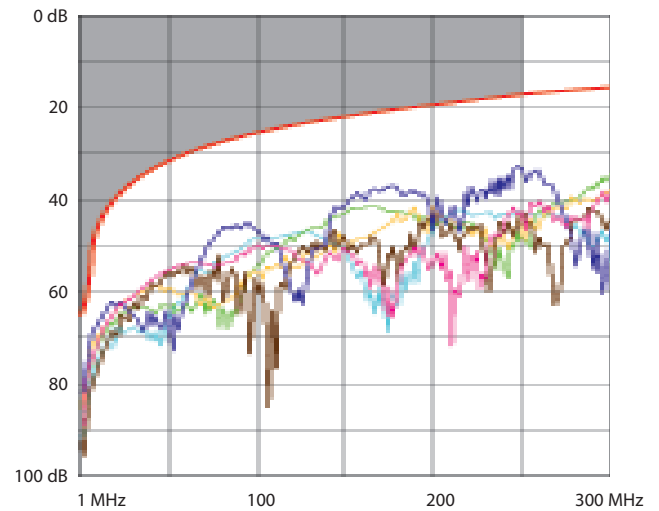


ACR (Attenuation to Crosstalk Ratio)

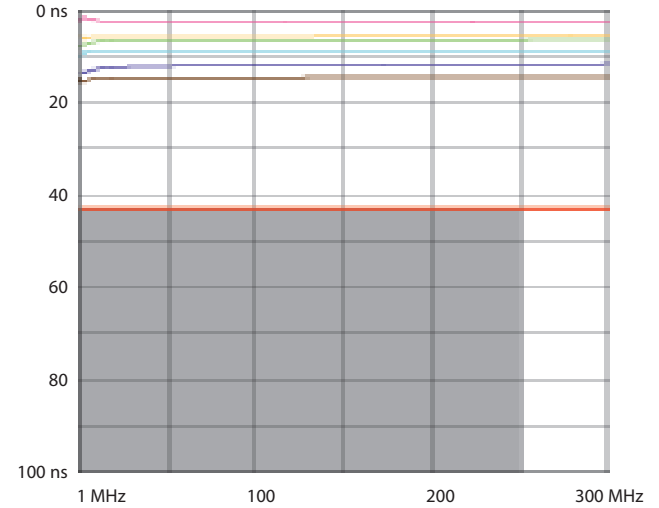


9. PERFORMANCES (cont.)

9.2 Performance of permanent link with F/UTP cable (cont.)
ELFEXT (Equal Level End Crosstalk Attenuation)



Delay skew



9. STANDARDS AND APPROVALS

- ISO/IEC 11801 series : International standard for generic cabling for customer premises
- ANSI/TIA 568 series : North American standard for generic cabling for customer premises
- EN 50173 series : European standard for generic cabling for customer premises
- IEC 60603-7 series : International standard for connector specifications

Connectors are compliant to requirements for the following remote powering applications
IEEE 802.3af , IEEE 802.3at , IEEE 802.3bt : "Power over Ethernet", Types 1 to 4, up to 90W.