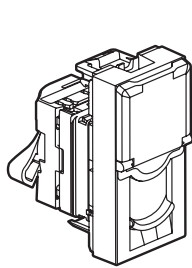
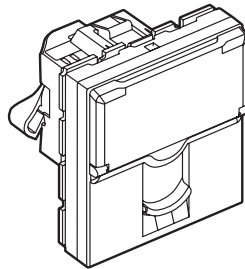


Arteor™
LCS² Cat. 5e RJ45 socket

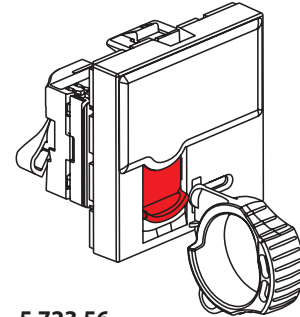
Cat. no(s) : 5 700 58 - 5 710 58 - 5 723 03/04/15/56
5 728 03/04/15/56/98/99 - 5 729 07/08
5 734 29/30/75 - 5 736 29/30/75



5 723 03



5 723 15



5 723 56

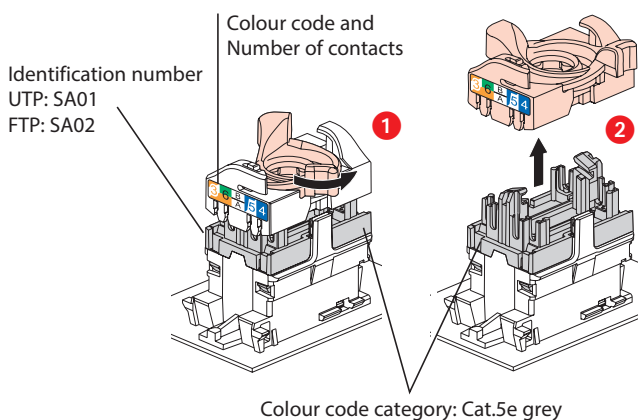
1. USE

Category 5e RJ 45 socket
 Allows high-speed transmissions (Gigabit Ethernet).

2. RANGE

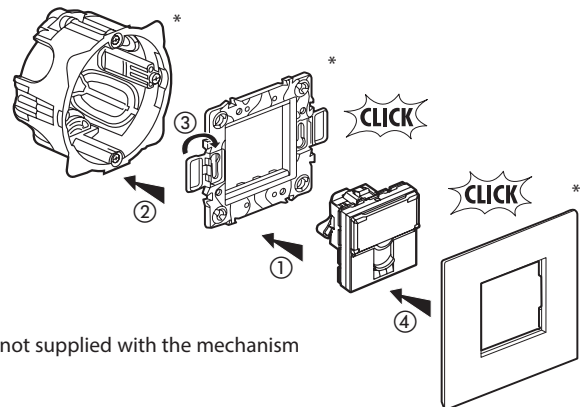
Désignation	Number of modules	White	Magnesium	Soft alu	Champagne
RJ45 socket Cat. 5e UTP	1	5 723 03 5 734 29	5 728 03 5 736 29	5 710 58	5 700 58
RJ45 socket Cat. 5e FTP	1	5 723 04 5 734 30	5 728 04 5 736 30	5 729 07	5 729 08
RJ45 socket Cat. 5e UTP	2	5 723 15 5 734 75	5 728 15 5 736 75	5 728 98	5 728 99
RJ45 safety socket Cat. 5e UTP	2	5 723 56	5 728 56	-	-

3. PRESENTATION



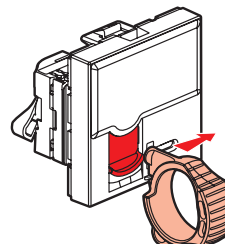
4. PREPARATION

Mechanisms can be flush-mounted or surface-mounted.



* not supplied with the mechanism

Unlocking



5. TECHNICAL CHARACTERISTICS

■ 5.1 Material characteristics

Contacts : gold/nickel, thickness of gold > 0.8 µm minimum
Metal parts: bronze, nickel, platinum, gold
Polycarbonate PBT

■ 5.2 Electrical characteristics

Breakdown voltage ≥ 1000 V
Contact resistance ≤ 20 mΩ
Insulation resistance ≥ 500 MΩ under 100 V DC
Tested and independently certified to comply with IEC 60512-99-001 and IEC 60512-99-002 for PoE support up to 90w (Type 4).

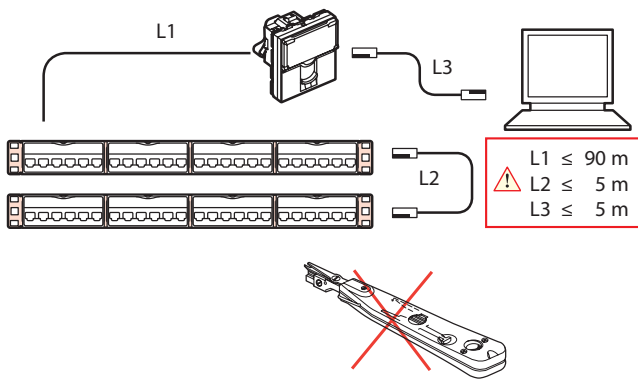
■ 5.3 Mechanical characteristics

Max. number of connections/disconnections: 5 without re-preparing the wire
Endurance: 2500 operations (mating/extraction)
IK03

■ 5.4 Climatic characteristics

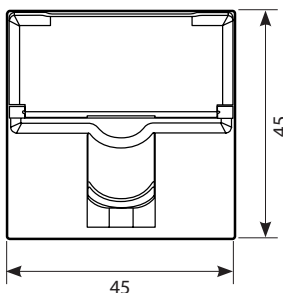
Operating temperatures: -10°C to +60°C
Humid heat 21-day cycle

6. CONNECTION

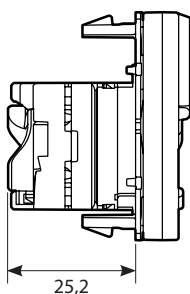
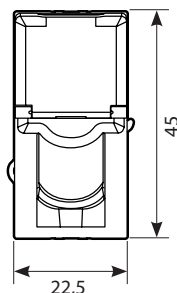


7. OVERALL DIMENSIONS

5 723 15/56
5 728 15/56/98/99
5 734 75 - 5 736 75



5 700 58 - 5 710 58
5 723 03/04 - 5 728 03/04
5 729 07/08 - 5 734 29/30
5 736 29/30



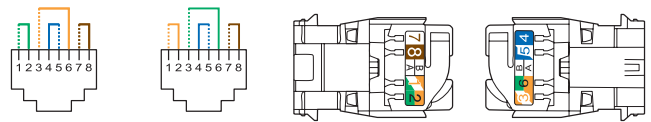
8. STANDARD RJ45 CONNECTION

Takes the following plugs:

RJ 11 (4 contacts), RJ 12 (6 contacts), RJ 45 (9 contacts).

T568A and T568B dual colour code on terminals:

- UTP 8 contacts
- FTP 9 contacts



T568A

T568B

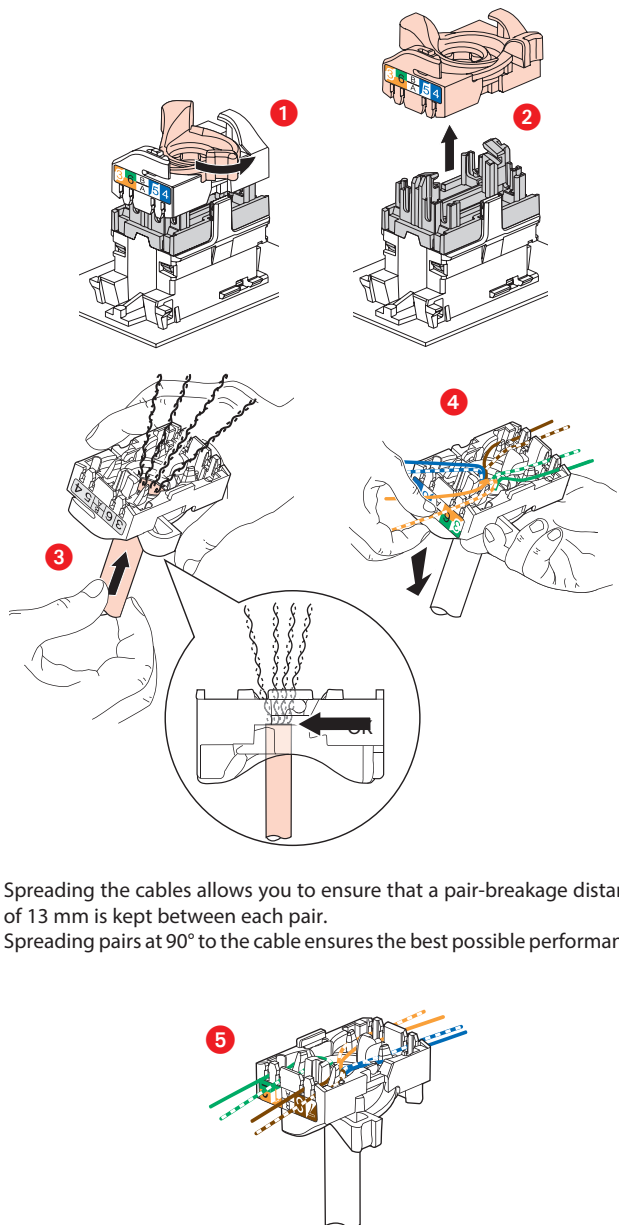
Permitted conductors:

- Solid/Stranded : 0.4 to 0.65 mm, AWG 26 to 22
- Polyethylene conductor insulation: Ø max. on 1.58 mm insulation

Number of wires to be connected per connection: 1

RJ 45 connectors are equipped with a locking nut. They do not require a special tool and can be re-wired if a mistake is made.

This system allows you to spread pairs with ease before fitting them onto the connector.



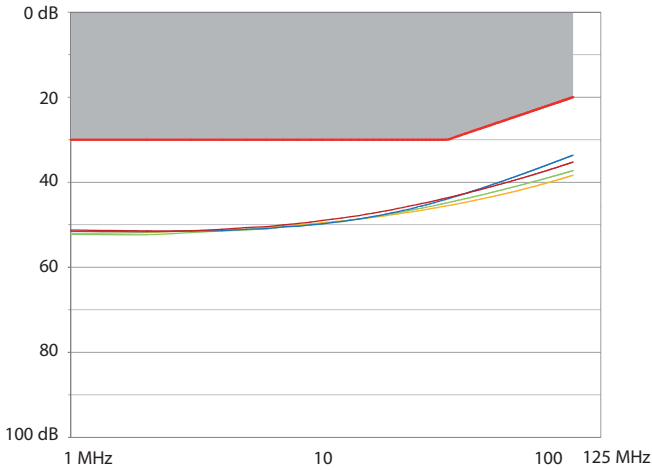
Spreading the cables allows you to ensure that a pair-breakage distance of 13 mm is kept between each pair.

Spreading pairs at 90° to the cable ensures the best possible performance.

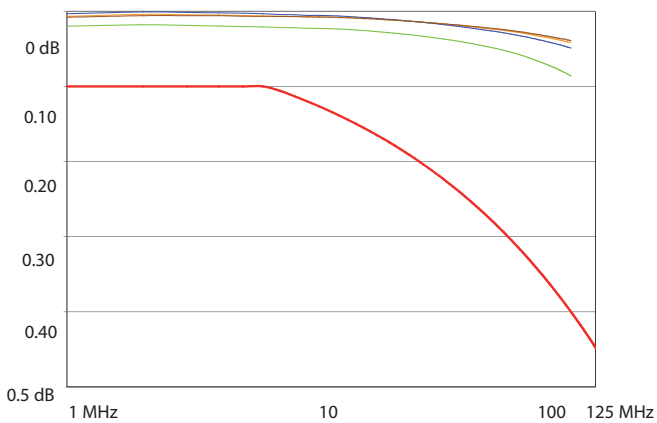
9. PERFORMANCE

■ **9.1 Performance of components (RJ 45 connectors)**

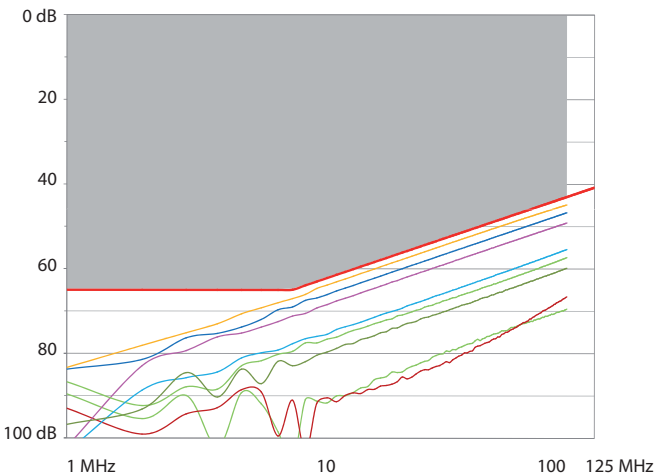
Return loss



Attenuation



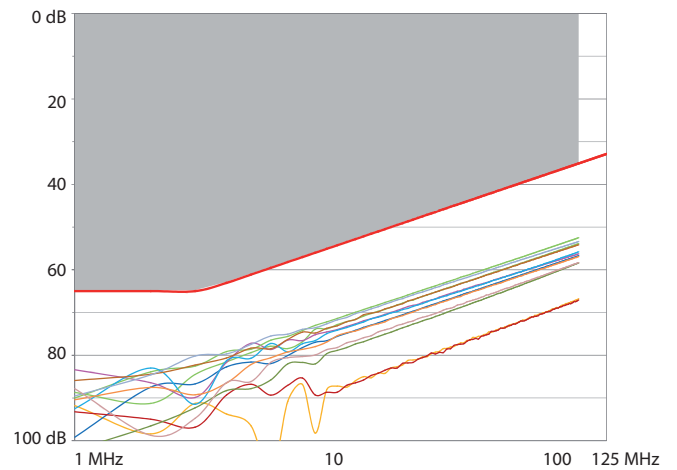
NEXT (Near end Crosstalk Attenuation)



9. PERFORMANCE (continued)

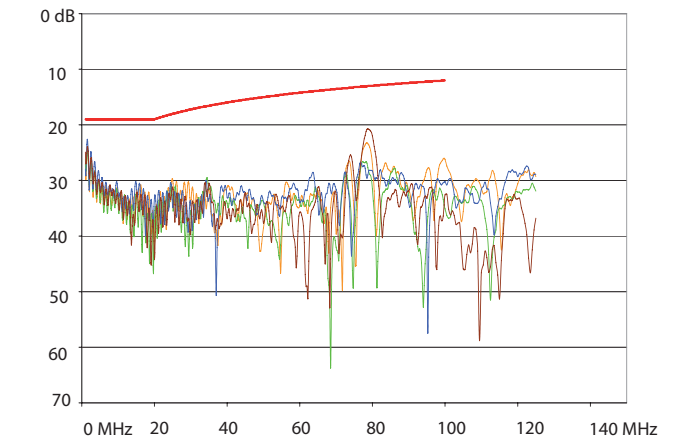
■ **9.1 Performance of components (RJ 45 connectors) (continued)**

FEXT (Far end Crosstalk Attenuation)

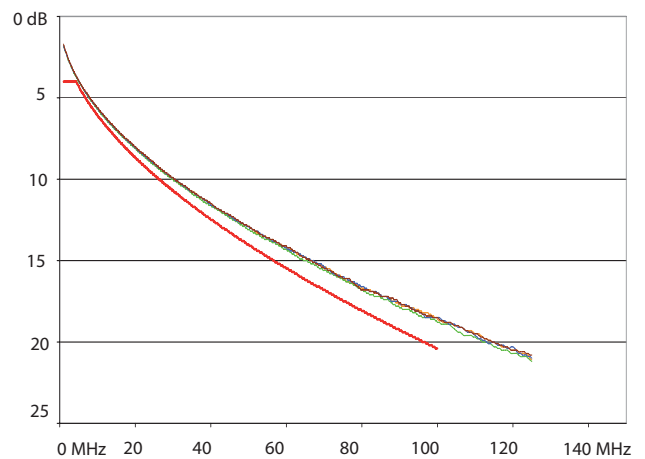


■ **9.2 Performance of permanent link with F/UTP cable**

Return loss

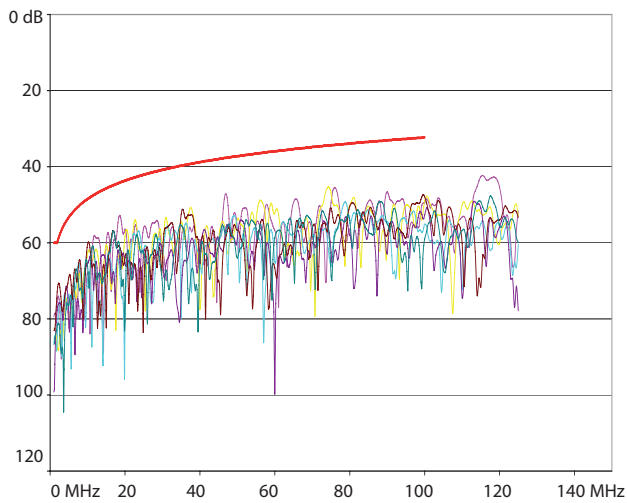


Attenuation

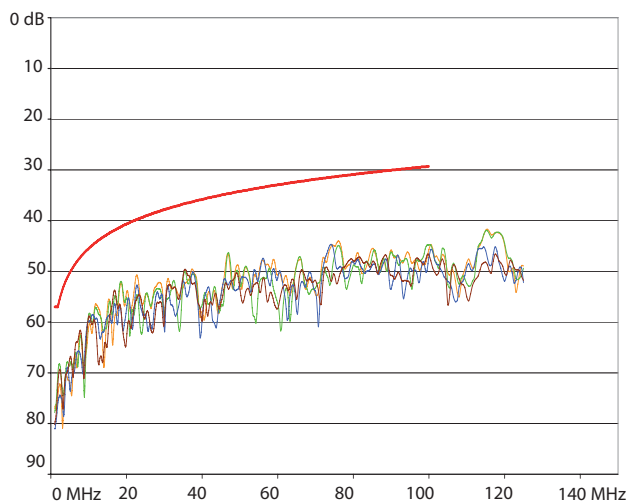


9. PERFORMANCE (continued)

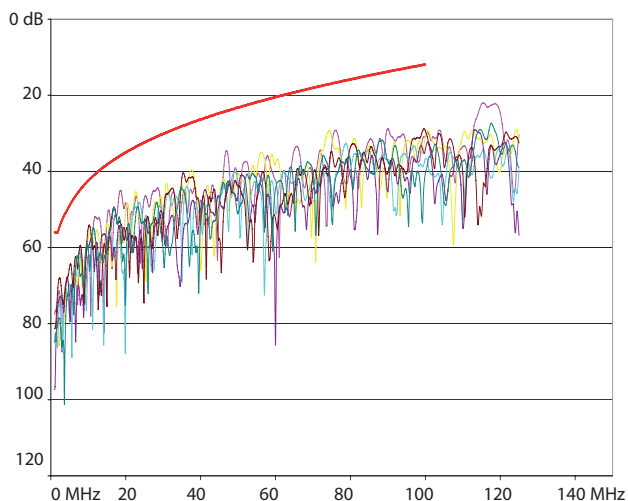
■ **9.2 Performance of permanent link with F/UTP cable** (continued)
NEXT (Near end Crosstalk Attenuation)



PS NEXT (Power Sum NEXT)

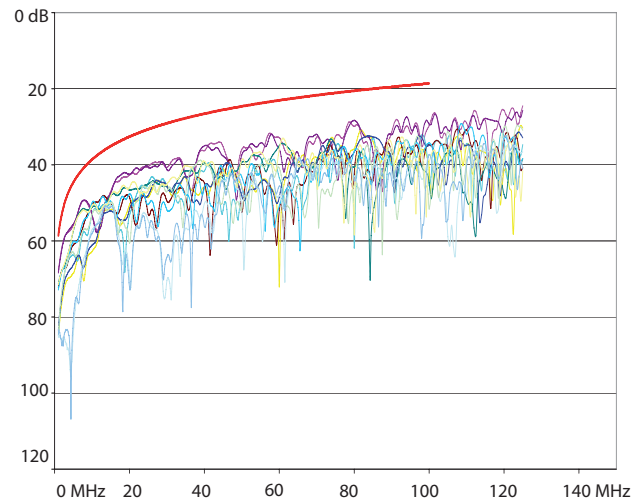


ACR-N (Attenuation to Crosstalk Ratio)



9. PERFORMANCE (continued)

■ **9.2 Performance of permanent link with F/UTP cable** (continued)
ACR-F (Equal Level Far End Crosstalk Attenuation)



10. CLEANING

Surface cleaning with a cloth.

Do not use : acetone, tar remover, trichlorethylene.

Resistance to the following cleaning agents: Hexane (EN-60669-1), Methylated spirits, Soapy water, diluted ammonia, diluted pure bleach 10%, Glass cleaning substance, Pre-impregnated wipes.

Caution: Always test before using other special cleaning products.

11. STANDARDS AND APPROVALS

ISO/IEC 11801 series : International standard for generic cabling for customer premises

ANSI/TIA 568 series : North American standard for generic cabling for customer premises

EN 50173 series : European standard for generic cabling for customer premises

IEC 60603-7 series : International standard for connector specifications

Connectors are compliant to requirements for the following remote powering applications

IEEE 802.3af , IEEE 802.3at , IEEE 802.3bt : "Power over Ethernet", Types 1 to 4, up to 90W.