

# PRODUCT DATASHEET

## P R63 40 36° 3.3 W/2700K E27

PARATHOM R63 | LED reflector lamps R63 with retrofit screw base



---

### AREAS OF APPLICATION

- Display cabinets and shop windows
- Museums, art galleries
- Hospitality
- Residential interiors
- As a downlight for marking walkways, doors, stairs, etc.
- Outdoor applications only in suitable luminaires

---

### PRODUCT BENEFITS

- Long lifetime of up to 15,000 h
- Low energy consumption
- Easy replacement of halogen lamps thanks to compact design
- Instant 100 % light, no warm-up time

---

### PRODUCT FEATURES

- Professional LED alternative to halogen lamps
- Mercury-free lamps



## TECHNICAL DATA

### Electrical data

Rated wattage	3.30 W
Nominal wattage	3.30 W
Nominal voltage	220...240 V
Claimed equiv. conventional lamp power	40 W
Operating frequency	50...60 Hz
Power factor $\lambda$	> 0.50

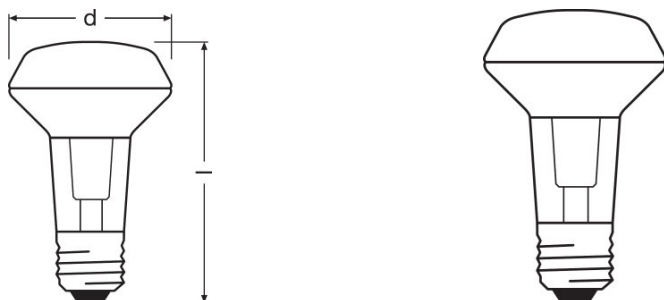
### Photometrical data

Nominal luminous flux	210 lm
Rated luminous flux	210 lm
Rated color temperature	2700 K
Lumen main.fact.at end of nom.life time	0.70
Light color (designation)	Warm White
Color temperature	2700 K
Luminous flux	210 lm
Color rendering index Ra	$\geq 80$
Standard deviation of color matching	$\leq 6$ sdc <sub>m</sub>
Color rendering index Ra	$\geq 80$
Nominal useful luminous flux 90°	210 lm
Rated useful luminous flux 90°	210 lm
Rated peak intensity	630 cd

### Light technical data

Beam angle	36 °
Warm-up time (60 %)	< 0.50 s
Starting time	< 0.5 s
Nominal beam angle	36 °
Rated beam angle (half peak value)	36.00 °

Dimensions & weight



<b>Overall length</b>	105.0 mm
<b>Diameter</b>	63.0 mm
<b>Outer bulb</b>	R63
<b>Length</b>	105.0 mm
<b>Maximum diameter</b>	63.0 mm

Temperatures & operating conditions

<b>Maximum temperature at tc test point</b>	70 °C
---	-------

Lifespan

<b>Nominal lamp life time</b>	15000 h
<b>Rated lamp life time</b>	15000 h
<b>Number of switching cycles</b>	100000

Additional product data

<b>Base (standard designation)</b>	E27
<b>Mercury content</b>	0.0 mg
<b>Mercury-free</b>	Yes
<b>Show WEEE picto</b>	Yes
<b>Product remark</b>	All technical parameters apply to the entire lamp/Due to the complex production process for light-emitting diodes, the typical values shown for the technical LED parameters are purely statistical values that do not necessarily match the actual technical parameters of each individual product, which can vary from the typical value

Capabilities

<b>Dimmable</b>	No
-----------------	----

Certificates & standards

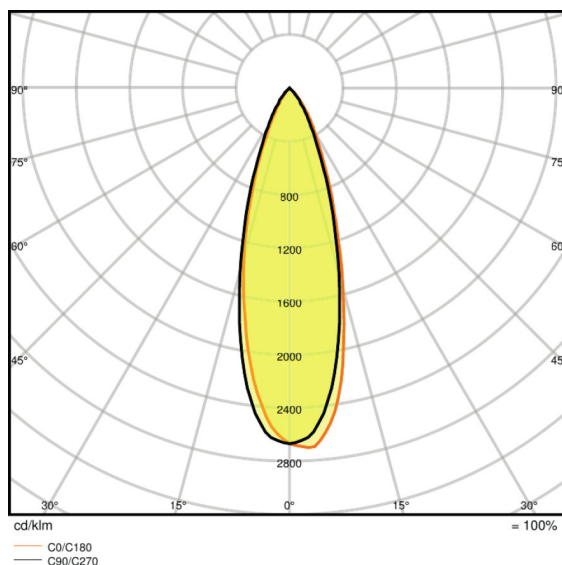
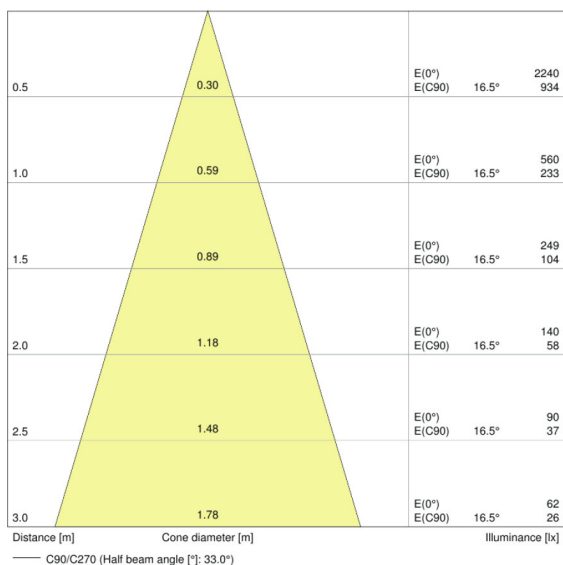
<b>Energy efficiency class</b>	A+
--------------------------------	----

<b>Energy consumption</b>	4 kWh/1000h
---------------------------	-------------

Country-specific categorizations

<b>Order reference</b>	LEDPR6340 3,3W/
------------------------	-----------------

Light Distribution



LDC typ cone

LDC typ polar

LOGISTICAL DATA

Product code	Packaging unit (Pieces/Unit)	Dimensions (length x width x height)	Gross weight	Volume
4058075097001	Folding carton box 1	65 mm x 65 mm x 107 mm	130.00 g	0.45 dm <sup>3</sup>
4058075097018	Shipping carton box 10	342 mm x 142 mm x 123 mm	1410.00 g	5.97 dm <sup>3</sup>

The mentioned product code describes the smallest quantity unit which can be ordered. One shipping unit can contain one or more single products. When placing an order, for the quantity please enter single or multiples of a shipping unit.

REFERENCES / LINKS

For further products and actual information concerning LED lamps see

- ▶ [www.ledvance.com/ledlamps](http://www.ledvance.com/ledlamps)

For Guarantee see

- ▶ [www.ledvance.com/guarantee](http://www.ledvance.com/guarantee)

---

**DISCLAIMER**

Subject to change without notice. Errors and omission excepted. Always make sure to use the most recent release.