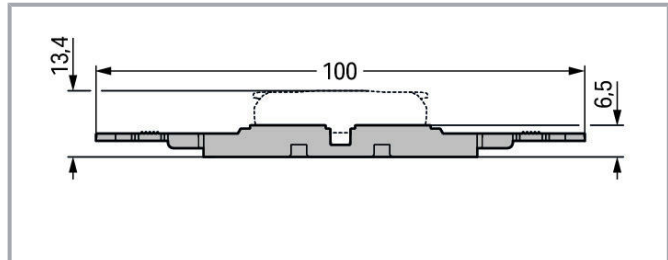


**Data sheet | Item number: 221-2503**

Mounting carrier with strain relief; 3-way; for inline splicing connector with lever; for screw mounting; gray




[www.wago.com/221-2503](http://www.wago.com/221-2503)



Subject to changes. Please also observe the further product documentation!

WAGO GmbH & Co. KG  
Hansastr. 27  
32423 Minden  
Phone: +49571 887-0 | Fax: +49571 887-169  
Email: [info.de@wago.com](mailto:info.de@wago.com) | Web: [www.wago.com](http://www.wago.com)

Do you have any questions about our products?  
We are always happy to take your call at +49 (571) 887-44222.



## Data

### Physical data

Width	29.8 mm / 1.173 inch
Height from the surface	6.5 mm / 0.256 inch
Depth	100 mm / 3.937 inch

### Material data

Color	gray
Weight	5.9 g

### Commercial data

PU (SPU)	25 (5) Stück
Packaging type	box
Country of origin	CN
GTIN	4055144066760
Customs tariff number	39269097900

## Optional accessories

### Mounting

Subject to changes. Please also observe the further product documentation!

WAGO GmbH & Co. KG  
Hansastr. 27  
32423 Minden  
Phone: +49571 887-0 | Fax: +49571 887-169  
Email: [info.de@wago.com](mailto:info.de@wago.com) | Web: [www.wago.com](http://www.wago.com)

Do you have any questions about our products?  
We are always happy to take your call at +49 (571) 887-44222.

Mounting accessories



**Item no.: 209-119**

Fixing screw; for 209-120 mounting carrier

[www.wago.com/209-119](http://www.wago.com/209-119)



**Item no.: 209-123**

Mounting foot with screw; can be screwed on terminal blocks with fixing flange; 6.4 mm wide; gray

[www.wago.com/209-123](http://www.wago.com/209-123)



**Item no.: 209-120**

Mounting foot; can be snapped on terminal blocks with snap-in mounting foot; for mounting on relay-modules; 6.4 mm wide; gray

[www.wago.com/209-120](http://www.wago.com/209-120)

Marking accessories

Marking strip



**Item no.: 210-334**

Marking strips; as a DIN A4 sheet; Strip width 5 mm; Strip length 182 mm; plain; Self-adhesive; white

[www.wago.com/210-334](http://www.wago.com/210-334)

Downloads

Documentation

Additional Information

Technical explanations

Apr 3, 2019

pdf  
2.2 MB

[Download](#)

CAD/CAE-Data

CAD data

2D/3D Models 221-2503

[URL](#)

[Download](#)

CAE data

ZUKEN Portal 221-2503

[URL](#)

[Download](#)

Environmental Product Compliance

Compliance Search

Environmental Product Compliance 221-2503

[URL](#)

[Download](#)

Mounting carrier with strain relief; 3-way; for inline splicing connector with lever; for screw mounting; gray

Installation Notes

Subject to changes. Please also observe the further product documentation!

WAGO GmbH & Co. KG

Hansastr. 27

32423 Minden


Phone: +49571 887-0 | Fax: +49571 887-169

Email: [info.de@wago.com](mailto:info.de@wago.com) | Web: [www.wago.com](http://www.wago.com)


Do you have any questions about our products?

We are always happy to take your call at +49 (571) 887-44222.


### Installation



Place the inline splicing connector on the carrier in front of the mounting position.



Push the connector to the center position until it snaps into place.




Mounting carrier without strain relief – snapped onto DIN-rail



Various combinations of 1- to 5-connector mounting carriers are possible via side-by-side latching mechanism.

### Strain relief



3-pole mounting carrier with strain relief

Subject to changes. Please also observe the further product documentation!