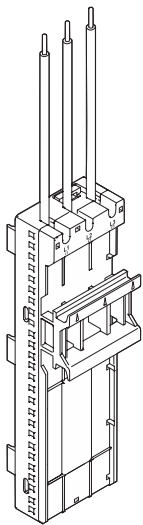
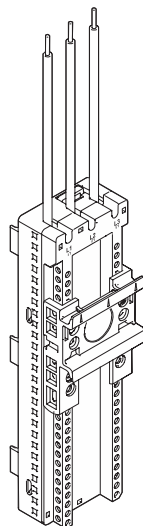


EQUES® CrossBoard

Universaladapter
 Universal adapter
 Adaptador universal
 Adaptateur universel
 Adattatore universale
 通用转接器

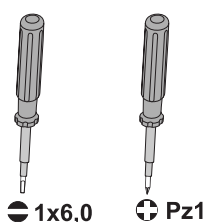


32 666
 32 682



32 668
 32 676
 32 684
 32 692

Werkzeuge Tools



1x6,0 Pz1



Achtung: Vor Installations- oder Servicearbeiten Stromversorgung unterbrechen, um Unfälle zu vermeiden. Die Geräte müssen in einem passenden Gehäuse eingebaut und gegen Verschmutzung geschützt werden. Inbetriebsetzung und Wartung nur durch Fachpersonal!

Attention: To prevent electrical shock, disconnect from power source before installing or servicing. Install in suitable enclosure. Keep free from contaminants. To be commissioned and maintained only by qualified personnel!

Atención: Con el objeto de evitar accidentes, hay que desconectar la alimentación eléctrica antes de realizar el montaje y la puesta en marcha. Debe instalarse en una caja o armario apropiado. Debe protegerse el producto de los ambientes agresivos. La puesta en marcha y el mantenimiento ha de hacerlo exclusivamente por personal especializado!

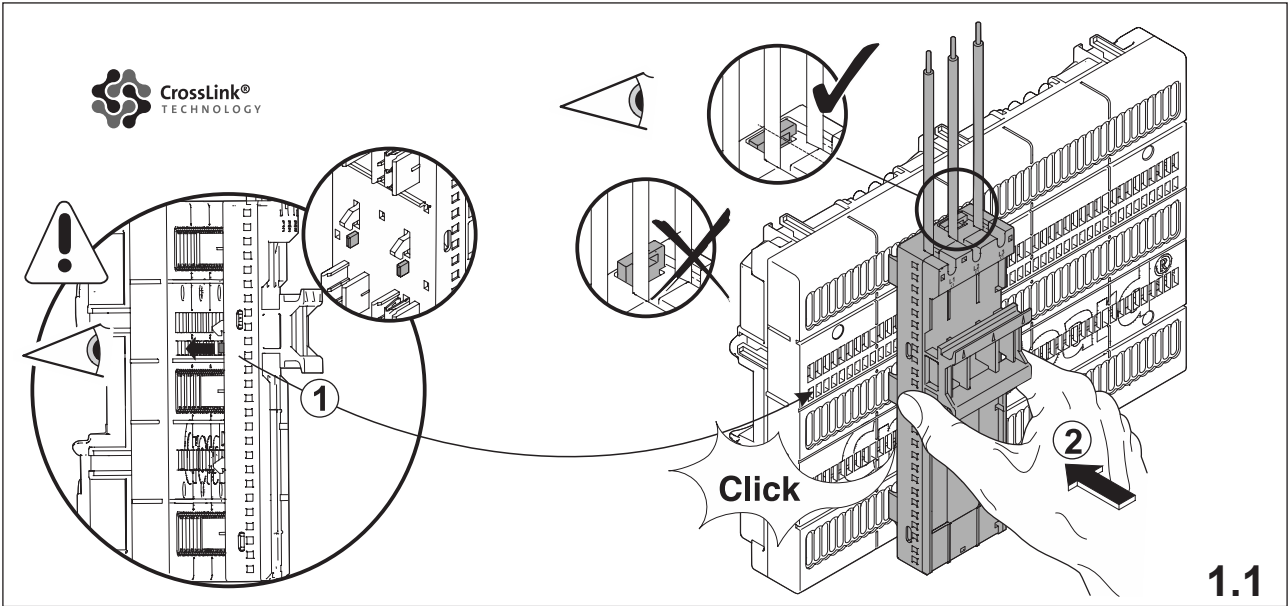
Attention: Avant le montage et la mise en service, couper l'alimentation secteur afin d'éviter tout accident. Prévoir une mise en coffret ou armoire appropriée, protéger le produit contre les environnements agressifs. Mise en service en entretien: seulement par du personnel spécialisé!

Attenzione: Per prevenire infortuni, togliere tensione prima dell'installazione o manutenzione. Installare in custodia idonea. Tenere lontano da contaminanti. Messa in servizio e manutenzione solo da personale specializzato!

注意: 安装前或检修前应切断电源，以防事故。开关应安装在适合的箱体，同时应做好防污染保护。只有专业人员才能做运行、维护、保养的工作。

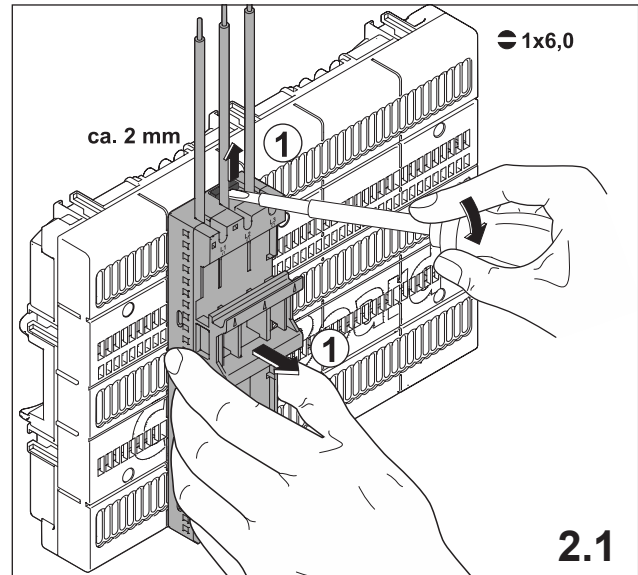
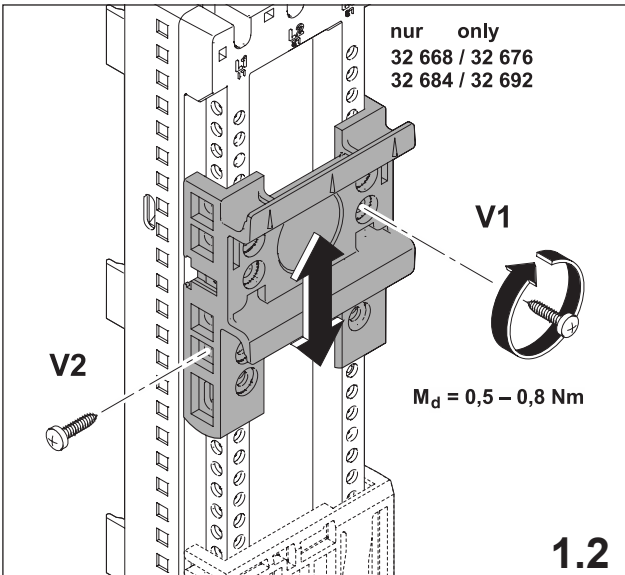
1. Montage EQUES®CrossBoard

Mounting EQUES®CrossBoard



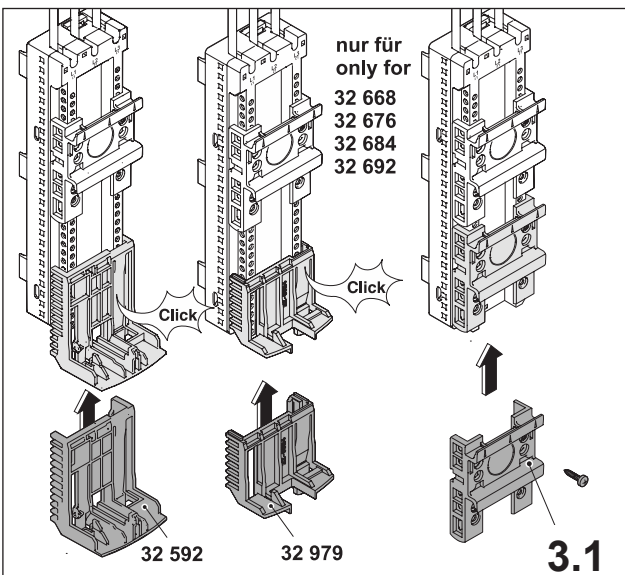
2. Demontage EQUES®CrossBoard

Dismounting EQUES®CrossBoard



3. Zubehör EQUES®CrossBoard

Accessories EQUES®CrossBoard



4. Abmessungen

Measurements

