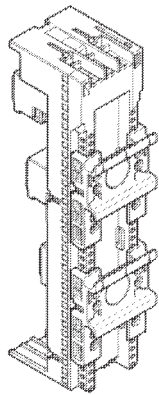


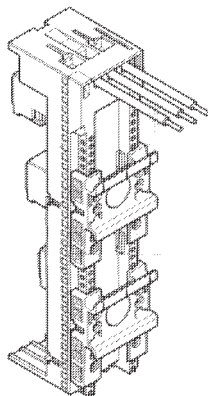
wöhner

Eques EasyConnector

Busbar adapter – Application Instruction
Sammelschienenadapter – Anwendungsanweisung
Adaptateur – Notice d'application
Adattatore – Istruzione d'applicazione
Adaptador – Instrucción de aplicación



Ausführung Klemme



Ausführung Leitung

Attention: To prevent electrical shock, disconnect from power source before installing or servicing. Install in suitable enclosure. Keep free from contaminants. To be commissioned and maintained only by qualified personnel!

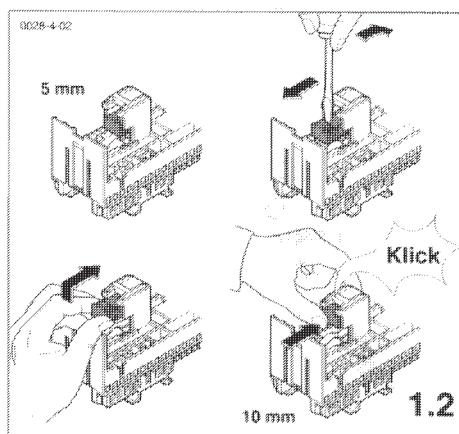
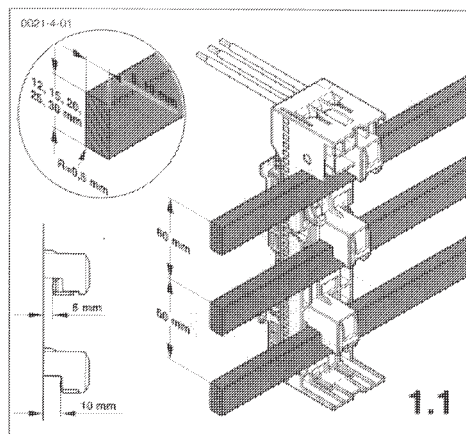
Achtung: Vor Installations- oder Servicearbeiten Stromversorgung unterbrechen, um Unfälle zu vermeiden. Die Geräte müssen in einem passenden Gehäuse eingebaut und gegen Verschmutzung geschützt werden. Inbetriebsetzung und Wartung nur durch Fachpersonal!

Attention: Avant le montage et la mise en service, couper l'alimentation secteur afin d'éviter tout accident. Prévoir une mise en coffret ou armoire appropriée. Protéger le produit contre les environnements agressifs. Mise en service en entretien: seulement par du personnel spécialisé!

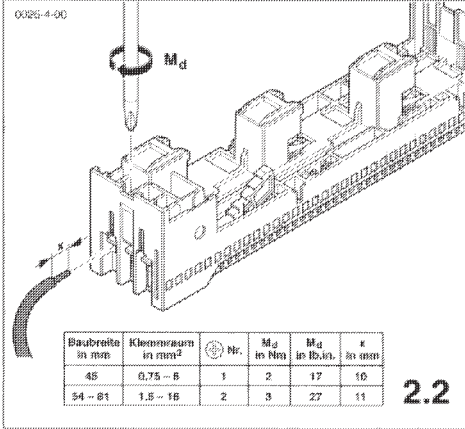
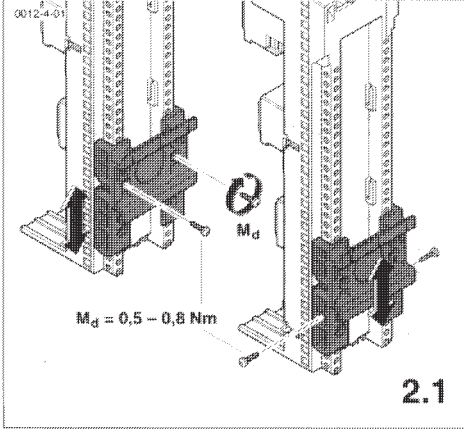
Attenzione: Per prevenire infortuni, togliere tensione prima dell'installazione o manutenzione. Installare in custodia idonea. Tenere lontano da contaminanti. Messa in servizio e manutenzione solo da personale specializzato!

Atención: Desconectar la alimentación eléctrica antes de realizar el montaje y la puesta en servicio, con el objeto de evitar accidentes. Instalar en una caja o armario apropiado. Proteger el producto de los ambientes agresivos. Puesta en servicio y mantenimiento exclusivamente por personal especializado!

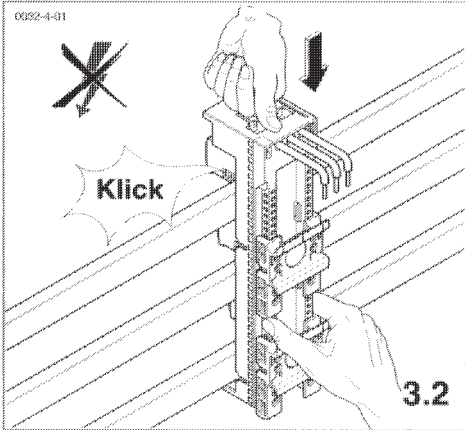
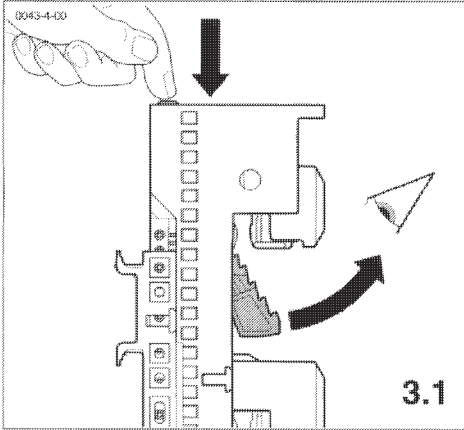
1. Schienensystem Busbar system



2. Vorbereitungen für die Montage Preparations for the assembly



3. Montage Adapter Assembly of the adapter



4. Demontage Adapter Disassembly of the adapter

