

# INSTALLATION MANUAL

63100N, 63150N, 63200N

**ecolight**



80  
CRI

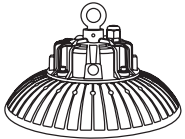


230V | SMD 2835 | 100W / 150W / 200W | IP65 | High Bay | Aluminium

Complete with driver

**one**  
LIGHT

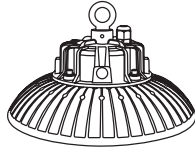
63100N



160mm

250mm

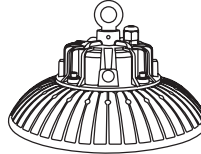
63150N



170mm

300mm

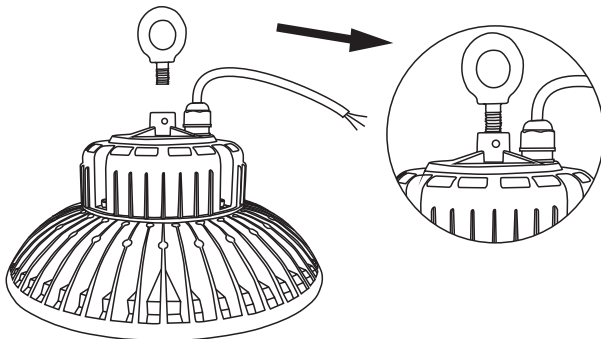
63200N



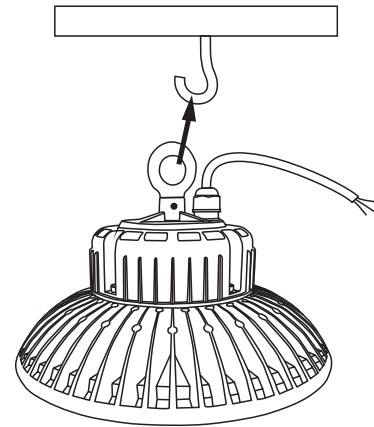
180mm

350mm

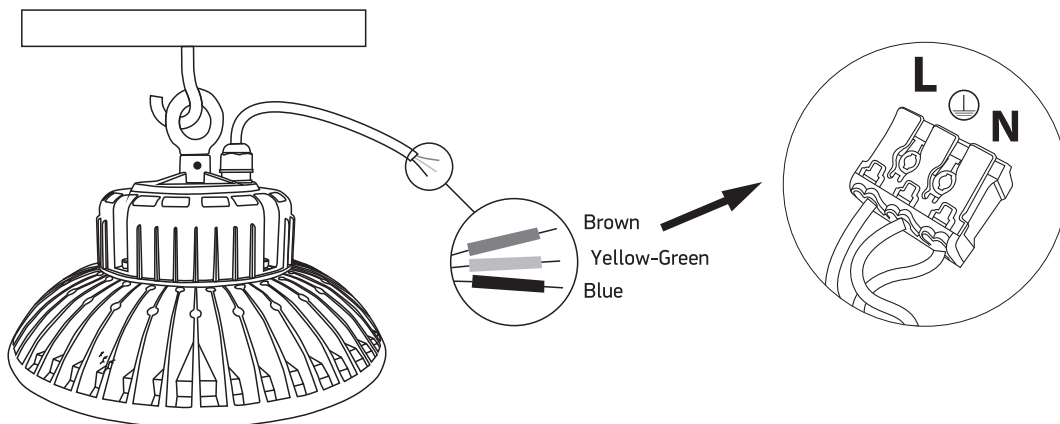
**A** Tighten the loop and fix loop screw, make sure it's stable.



**B** Put the high bay into hook and make it safe



**C** Connect the power wire: Brown, "L" connect to LIVE / Blue, "N" connect to NEUTRAL / Yellow-Green, connect to EARTH/GROUND



## Warnings:

1. Make sure that the product is installed properly before connecting to electricity.
2. Do not cover the fitting.
3. Maintenance and installation should only be carried out by a professional electrician.