


**CAUTION:**


- Luminaire is intended for indoor use with normal ambient temperature 25°C only
- Connection or disconnection of the luminaire to the mains power must be performed when the electrical current is switched off
- Connection or disconnection of the luminaire to the mains power must be performed by qualified electrician only
- Power cable must be connected inside the terminal block in the luminaire only
- Do not place any cables or wires on top of the luminaire
- Luminaire can not be covered with any isolation material
- The mains voltage must comply with a standard values 230V/50Hz
- Neutral wire must be connected properly and must be connected to all fittings, during operation the neutral wire must never be disconnected
- Also follow the instructions of manufacturers of electronic ballasts such as [www.osram.com](http://www.osram.com)




**The installation procedure:**




Pull out optical system from the luminaire.



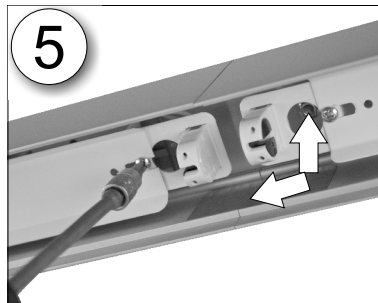
Unscrew two screws by the screwdriver and remove the reflector off.



Hang up the luminaire. Put connector "KVADRA KS2" into the luminaire.




Connect and fix the power cable according to the scheme.



Connect the luminaires and tighten screws.

**Both luminaires must be connected together by connecting wires.**



Return the reflector into the luminaire then put the light sources and return optical system into the luminaire.

**Warranty certificate:**

For the luminaire and the light source we provide a guarantee of 24 months. In the cases of atypical inquiry on installation or fitting the warranty can be at certain elements different from time mentioned above.

DATE OF MANUFACTURE:

DATE OF SALE:

SHOP STAMP, SIGNATURE:

**Conditions for the provision of warranty repairs:**

- 1) While respecting the traditional use, operation and maintenance of the product we guarantee; that the product will have during entire warranty period quality issued by standard technical norms and conditions.
- 2) If during the guarantee period defect occurs; which was not done by user; product will be repaired free of charge.
- 3) Guarantee does not apply to defects, which are done by Buyer's own fault, own transport, installation, not respecting conditions for standard use of the product or product which was repaired.
- 4) Warranty period is extending of the time, for which the product was repaired
- 5) The buyer must apply warranty repairs in company where he bought the product
- 6) Claim can be filled personally or by post, however always in written form. For the technical reasons the claim can not be accepted by phone.
- 7) Exchange of the product or canceling of the sales contract is under provision § 251 civil code.

Product was in warranty repair from:

signature and stamp