


INSTALLATION MANUAL

89150VLL

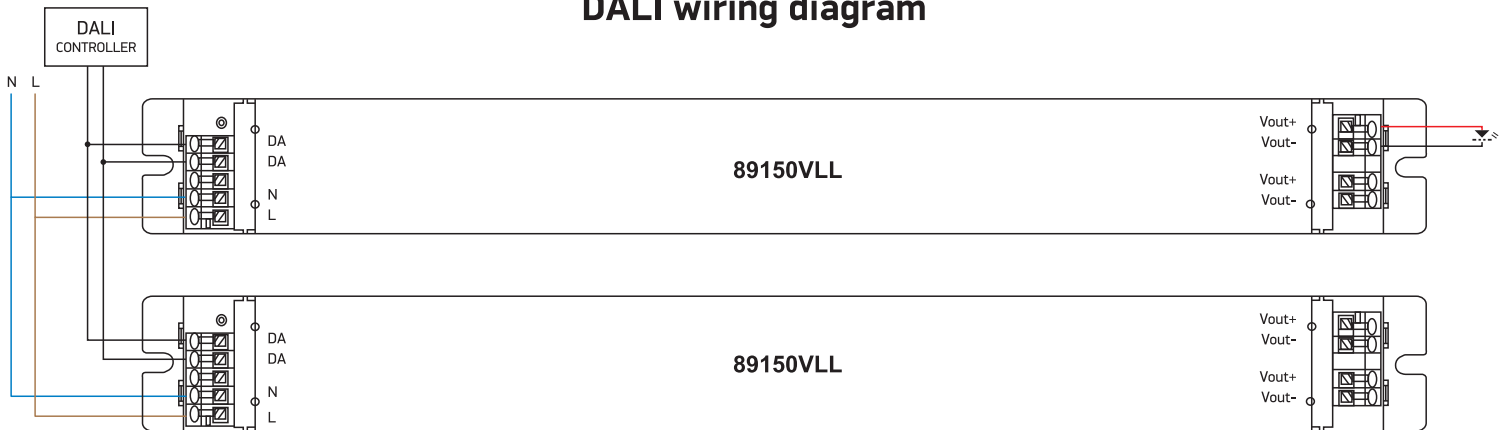
LED driver




one
LIGHT

230V | 50/60Hz | IP20 | 24V DC | 150W | DALI & Push to DIM

DALI wiring diagram



Push to Dim wiring diagram



NOTE:

- Short Push ON/OFF.
- Long Push Dimming up or down.
- There is no electricity to the Push to DIM contact.

SYNCHRONIZATION:

Up to 8pcs LED drivers can be connected to the same push button. This means there is no need for any additional sync cables in large installations, where many drivers should be controlled by one push button. If more than one driver is connected to the same push button, in order to achieve synchronization, the following action is required: **Press and hold switch for more than 15s. The system will synchronize and all the lights in the group will dim down to 1%.**

Warnings:

1. Make sure that the product is installed properly before connecting to electricity.
2. Maintenance and installation should only be carried out by a professional electrician.