

INSTALLATION MANUAL

62140AF

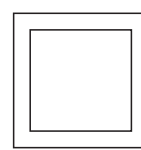
ecopanel



Ra>80



596mm



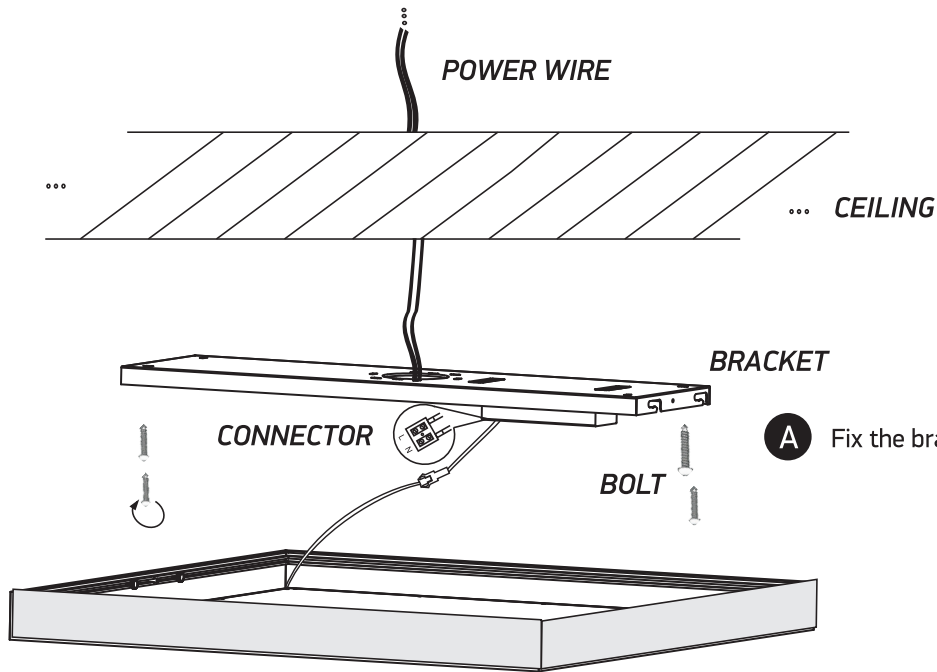
596mm

47mm

100-240V | 40W | IP40 | Die cast

Complete with LED driver.
Includes suspension kit and base.

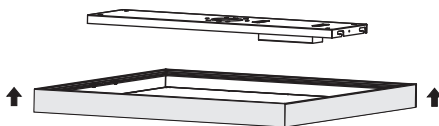
one
LIGHT



A Fix the bracket on the ceiling.

B Connect the power wires using the connector
L (brown/red) - Live
N (blue/black) - Neutral

C Match the fix points



D Push forward to close the fitting



E Tighten the screws.



Warnings:

1. Make sure that the product is installed properly before connecting to electricity.
2. Do not cover the fitting.
3. Maintenance and installation should only be carried out by a professional electrician.