

INSTALLATION MANUAL

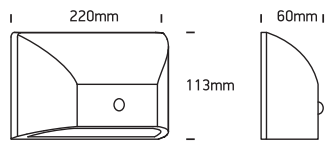
67396A

ecolight



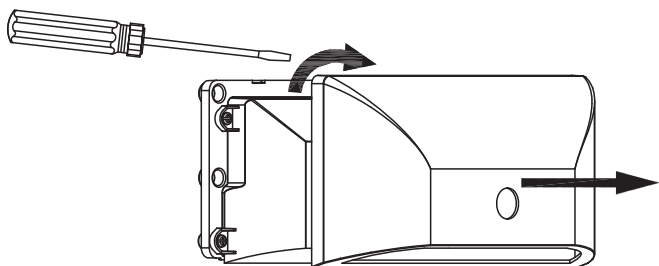
80 CRI

230V | SMD 2835 | 6W | IP65 | Sensor | ABS + PC

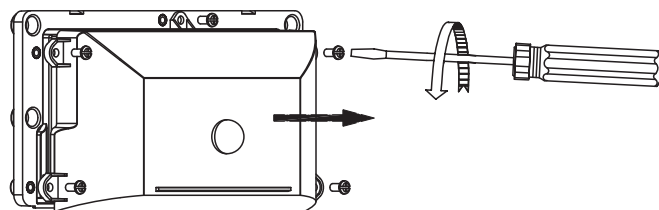


one
LIGHT

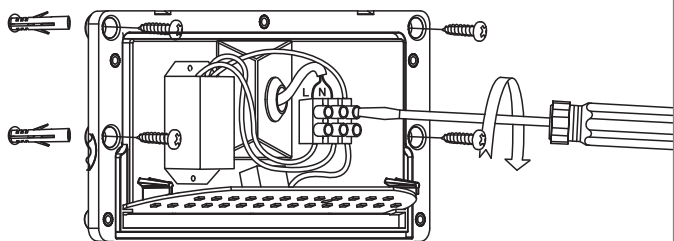
A



B

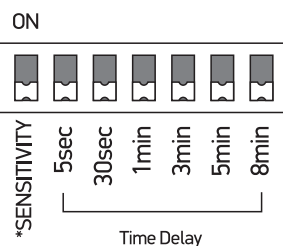


C



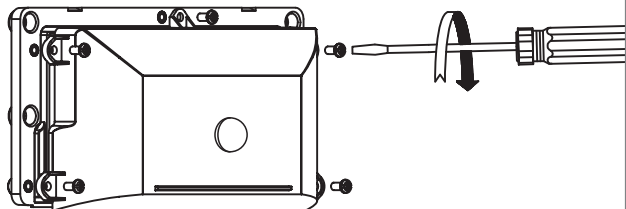
D

Sensitivity Configuration and Time delay

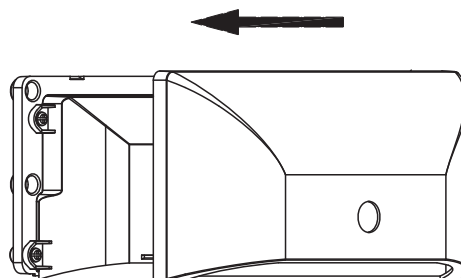


* OFF High sensitivity ON Low sensitivity
Move switch to ON position to adjust time delay.

E



F



Warnings:

1. Make sure that the product is installed properly before connecting to electricity.
2. Do not cover the fitting.
3. Maintenance and installation should only be carried out by a professional electrician.