


44420148	DATA SHEET	
Valid from: 17.09.2018	EPIC[®] SIGNAL M23 7E/P	

Description

- Inserts for M23 circular connectors
- Universal further processing of the M23 inserts through different packaging units.
- Fully assembled with suitable solder contacts or unpopulated for individual assembly with crimp or solder contacts



General characteristics

Series	SIGNAL M23
Version	E-part = rotation to the right (clockwise) / P-part = rotation to the left (anticlockwise)
Number of contacts	7
Termination method	Crimp termination / Solder termination
Termination cross-section, crimp termination	1,0 - 2,5 mm ²
Termination cross-section, solder termination	up to 2,5 mm ²
Temperature range	-25 to +125 °C

Product variations

Article no.	Version	Contacts included	PU
44420148	P-Part	no	5
44420149	P-Part	no	20
44420150	P-Part	male contacts, solder termination	5
44420151	P-Part	male contacts, solder termination	20
44420152	P-Part	female contacts, solder termination	5
44420153	P-Part	female contacts, solder termination	20
44420154	E-Part	no	5
44420155	E-Part	no	20
44420156	E-Part	male contacts, solder termination	5
44420157	E-Part	male contacts, solder termination	20
44420158	E-Part	female contacts, solder termination	5
44420159	E-Part	female contacts, solder termination	20


Mechanical characteristics

Cycles of mechanical operation	100
--------------------------------	-----

Electrical characteristics

Rated voltage	150 V
Rated impulse voltage	4 kV
Rated current	18 A
Contact resistance	< 4 mOhm
Pollution degree	3

Creator: MANA2/PDP Released: IVSE1/PDP	Document: DB44420148EN Version: 02	Page 1 of 3
---	---------------------------------------	-------------

44420148	DATA SHEET	
Valid from: 17.09.2018	EPIC [®] SIGNAL M23 7E/P	

Materials and surfaces

Insert	PA
Contacts, base material	brass
Contacts, surface	Au

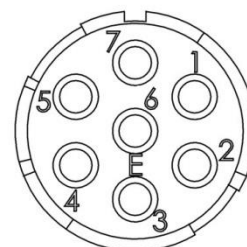
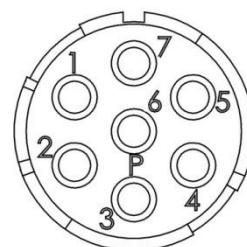
Approvals


VDE-Approval, VDE-REG.-Nr.	C24
UL-Approval, E-File-Number	E249137

Standard

Safety Standard	IEC61984
-----------------	----------

Technical Drawings



44420148	DATA SHEET	
Valid from: 17.09.2018	EPIC® SIGNAL M23 7E/P	



Good chemical resistance



Industrial machinery and plant engineering



Mechanical resistance



Assembly time



Robust



Wind Energy



Variety of approval certifications

Application range

Plant engineering
Measurement and control technology
Apparatus construction

Remark

The inserts are suitable for both male and female contacts. For a complete connection, you will need one P-component and one E-component. P-component = left turning (anticlockwise), E-component = right turning (clockwise)
Photographs are not to scale and do not represent detailed images of the respective products.

Creator: MANA2/PDP Released: IVSE1/PDP	Document: DB44420148EN Version: 02	Page 3 of 3
---	---------------------------------------	-------------