



2170343	DATA SHEET	
valid from: 01.02.2019	UNITRONIC® BUS DN THIN Y 1x2xAWG24 + 1x2xAWG22	

Application

UNITRONIC® BUS DeviceNet is a field bus cable based on proven CAN (Controll Area Network) technology with length-related transmission rates (125/250 and 500) kbit/s. Up to 64 participants can communicate in the network with one another. These cable includes two wires for data transmission and also two wires for the powersupply (24 V DC).


The product with a nominal impedance of 120 Ω is resistance to a lot of oils, has a moderate UV-resistant and is suitable for fixed installation. DeviceNet connects limit switches, photoelectric switches, valve islands, motor starters, drives, PLCs, etc.

Design



Certification	cUL CMG - certified 75°C or CL2 FT4, Sun Res, Oil Res
Conductor	<p>data pair: tinned copper AWG 24/19 wire stranded copper 19 x 0,127 mm Ø (19/36 AWG), Ø approx. 0,63 mm</p> <p>power pair: tinned copper AWG 22/19 wire stranded copper 19 x 0,160 mm Ø (19/34 AWG), Ø approx. 0,80 mm</p>
Insulation	<p>data pair: foamed skin polyethylene (02YS), Ø 1,90 mm (nominal value)</p> <p>power pair: polyvinylchloride (Y), Ø 1,40 mm (nominal value)</p>
Core identification code	<p>data pair: white/blue</p> <p>power pair: red/black</p>
Stranding	<p>screened data pairs (longitudinal applied aluminium laminated foil) twisted together with screened power pairs (longitudinal applied aluminium laminated foil) and optional fillers around a central drain wire element</p> <p>drain wire: tinned copper AWG 22/19 wire stranded copper 19 x 0,160 mm Ø (19/34 AWG), Ø approx. 0,80 mm</p>
Screen	conductive plastic tape with braid of tinned copper wires, coverage approx. 70 %
Taping	thin non-woven tape wrapping (longitudinally applied)
Outer sheath	PVC, violet (similar RAL 4001), outer Ø: 6,9 mm ± 0,3 mm

Creator: TOST / PDC	Document: DB2170343EN	Page 1 of 2
Released: ALTE / PDC	Version: 2	

2170343	DATA SHEET	
valid from: 01.02.2019	UNITRONIC® BUS DN THIN Y 1x2xAWG24 + 1x2xAWG22	

Electrical properties at 20°C

Conductor resistance	data pair: max. 90.9 Ω
	power pair: max. 57.4 Ω
	drain wire: max. 57.4 Ω
Specific volume resistivity	200 MΩ*km
Inductance	data pair (loop): nom. 900 mH/km (1 kHz)
	power pair (loop): nom 700 mH/km (1 kHz)
Capacitive coupling	data pair: nom. 39,8 nF/km (1 kHz)
	power pair: nom 140 nF/km (1 kHz)
Characteristic impedance	120 Ω (±10%) (1 MHz)
Attenuation	nom. 0,95 dB/100m (125 kHz) nom. 1,64 dB/100m (500 KHz) nom. 2,29 dB/100m (1 MHz)
Velocity of propagation	nom. 0,7 c
Signal transit time	nom. 480 ns/km (1 MHz)
Peak operating voltage	300 V (not for power applications)
Test voltage	conductor/conductor 2000 V conductor/screen 2000 V

Mechanical and thermal properties

Minimum bending radius	fixed use 15 x cable Ø
Temperature range	- 25° C up to +80° C
Flammability	flame retardant acc. to UL1685 / CSA FT4
UV resistance	acc. to UL 2556 Sec. 4.2.8.5
Oil resistance	acc. to UL 13 Sec. 40 (60°)
General requirements	This cable is conform to the EU-Directive 2011/65/EU (RoHS, Restriction of the use of certain hazardous substances).

* informative:

data transfer rate
125 kBit/s =500m
250 kBit/s =250m
500 kBit/s =100m

Creator: TOST / PDC	Document: DB2170343EN	Page 2 of 2
Released: ALTE / PDC	Version: 2	