


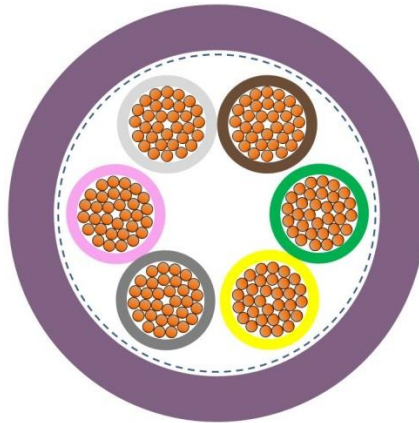
2170216	DATA SHEET	
valid from: 01.01.2019	UNITRONIC® BUS FD P IBS 3 x 2 x 0,25	

Application

UNITRONIC® BUS FD P IBS is a highly flexible data cable for the field-bus system INTERBUS with a data transmission rate of 500kBit/s at a length of 400m. The field-bus cable is designed to the requirements of the bus-system INTERBUS, the transmission characteristics conform to the system and guarantee a high operating security during data transmission.

UNITRONIC® BUS IBS is certified by the INTERBUS-CLUB. The cable is intended for highly flexible application in power chains, or permanently moving machines and linear robots, in dry and damp interiors and in harsh industrial environment. The PUR sheath is very resistant against mineral oils and abrasion.

Design




Conductor	very fine-wired stranded (32 x 0.1 = 0.25 mm ² = 24AWG) of bare copper
Core identification code	colour-coded to DIN 47100
Stranding	2 cores twisted to pair 3 pairs laid up
Screen	copper wire braid
Outer sheath	PUR compound, violett, RAL 4001 outer diameter max. 7,9 mm.

Electrical properties at 20°C

Loop resistance	max. 159,8 Ω/km
Insulation resistance	min 1 GΩx km
Mutual capacitance	800 Hz max 60 nF/km
Characteristic impedance	64 kHz Ω120 +/- 20% 1 MHz Ω 100 +/- 15%
Attenuation	0,256 MHz max dB/100m 1,5 0,772 MHz max dB/100m 2,4 1 MHz max dB/100m 2,7 4 MHz max dB/100m 5,2 10 MHz max dB/100m 8,4 16 MHz max dB/100m 11,2 20 MHz max dB/100m 11,9
Near-end cross-talk	0,772 MHz min dB 61 1 MHz min dB 59 2 MHz min dB 55 4 MHz min dB 50 8 MHz min dB 46 10 MHz min dB 44 16 MHz min dB 41 20 MHz min dB 40
Velocity of propagation	nom. 0,66c
Transfer impedance	max. 250 mΩ/m
Peak operating voltage	250 V (not for power applications)

Creator: TOST / PDC	Document: DB2170216EN	Page 1 of 2
Released: ALTE / PDC	Version: 05	

2170216	DATA SHEET	
valid from: 01.01.2019	UNITRONIC® BUS FD P IBS 3 x 2 x 0,25	

Test voltage	conductor/conductor 1500 V
	conductor/screen 1000 V

Mechanical and thermal properties

Minimum bending radius	flexing mm 110
Temperature range	static - 40° C to + 80° C
	flexing - 30° C to + 70° C
Flammability	flame retardant to VDE 0482, part 265-2-1 / IEC 60332-1
General requirements	This cable is conform to the EU-Directive 2011/65/EU (RoHS, Restriction of the use of certain hazardous substances).

Creator: TOST / PDC	Document: DB2170216EN	Page 2 of 2
Released: ALTE / PDC	Version: 05	