


10440100	DATA SHEET	
Valid from: 18.09.2020	EPIC® H-A10 SS / H-A10 BS DR	

Description

- H-A inserts with screw termination up to 2.5 mm² wire cross section.
- Slim connector insert for standard application.
- Easy to service screw connection.
- Universal for current and voltage transmission.



General Characteristics

Series	H-A 10
Version	Male/Female(Article 10441100)
Wire Protection	Yes
Number of Contacts	10+PE
Termination Methods	Screw termination: 0.5 - 2.5 mm ² (2.5 mm ² with conductor end sleeves depending on the crimping profile)
Protection (DIN EN 60529)	IP65, latched to the housing
Protection (NEMA 250, UL50E)	4, 12, latched to the housing
Temperature Range	-40°C to +100°C, short-term up to +125°C

Mechanical Characteristics

Cycle of mechanical operation	100
-------------------------------	-----

Electrical Characteristics

Rated Voltage, IEC	400 V
Rated Voltage, UL	600 V
Rated Voltage, CSA	600 V
Rated Impulse Voltage	4 kV
Rated Current, IEC	16 A
Rated Current, UL	14 A
Rated Current, CSA	16 A
Contact Resistance	1,5 - 4 mOhm
Degree of Soiling	3

Materials and Surfaces

Contacts	Copper alloy, hard silver-plated
Insulating Body	PC
Flammability Class according to UL 94	V0


Approvals

UL-Approval, E-File-Number	E75770
VDE-Approval, VDE-REG.-Nr.	B437

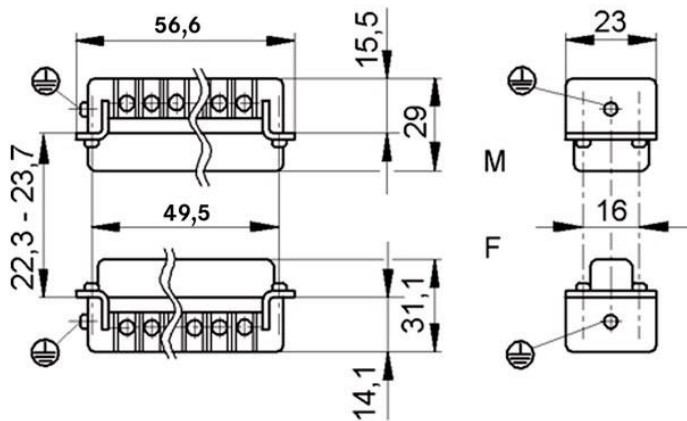
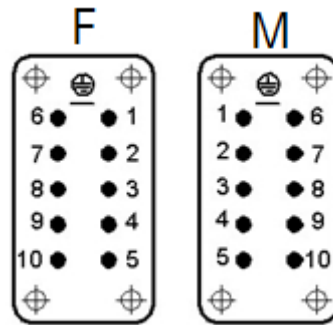
Standard


Safety Standard	IEC 61984, UL 1977, CSA-C22.2 182.3
-----------------	-------------------------------------

Creator: MANA2/PDP Released: IVSE1/PDP	Document: DB10440100EN Version: 03	Page 1 of 3
---	---------------------------------------	-------------

10440100	DATA SHEET	
Valid from: 18.09.2020	EPIC [®] H-A10 SS / H-A10 BS DR	

Technical Drawings



10440100	DATA SHEET	
Valid from: 18.09.2020	EPIC [®] H-A10 SS / H-A10 BS DR	



Industrial machinery and plant engineering



Assembly time



Space requirement

Info

Slim standard insert, easy to connect by screw
 Universal for current and voltage transmission

Application range

Machine and equipment manufacturings
 Control engineering

Remark

Photographs are not to scale and do not represent detailed images of the respective products.

Creator: MANA2/PDP Released: IVSE1/PDP	Document: DB10440100EN Version: 03	Page 3 of 3
---	---------------------------------------	-------------