


10420000	<b>DATA SHEET</b>	
Valid from: 18.09.2020	<b>EPIC® H-A 3 SS / H-A 3 BS</b>	

## Description

- H-A inserts with screw termination up to 2.5 mm<sup>2</sup> wire cross section.
- The small H-A 3 / H-A 4 are used whenever there is minimal space.
- Easy to service screw connection.
- Easy cable connection with strait cable entry in the contacts.



## General Characteristics

Series	H-A 3
Version	Male/Female(Article 10421000)
Number of Contacts	3+PE
Termination Methods	Screw termination: 0.5 - 2.5 mm <sup>2</sup> (2.5 mm <sup>2</sup> with conductor end sleeves depending on the crimping profile)
Protection (DIN EN 60529)	IP65, latched to the housing
Protection (NEMA 250, UL50E)	4, 12, latched to the housing
Temperature Range	-40°C to +100°C, short-term up to +125°C

## Mechanical Characteristics

Cycle of mechanical operation	100
-------------------------------	-----

## Electrical Characteristics

Rated Voltage, IEC	400 V
Rated Voltage, UL	600 V
Rated Voltage, CSA	600 V
Rated Impulse Voltage	4 kV
Rated Current, IEC	23 A
Rated Current, UL	10 A
Rated Current, CSA	10 A
Contact Resistance	1,5 - 4 mOhm
Degree of Soiling	3

## Materials and Surfaces

Contacts	Copper alloy, hard silver-plated
Insulating Body	PA
Flammability Class according to UL 94	V0


## Approvals

UL-Approval, E-File-Number	E75770
VDE-Approval, VDE-REG.-Nr.	B437
CSA-Approval, File-Number	053004

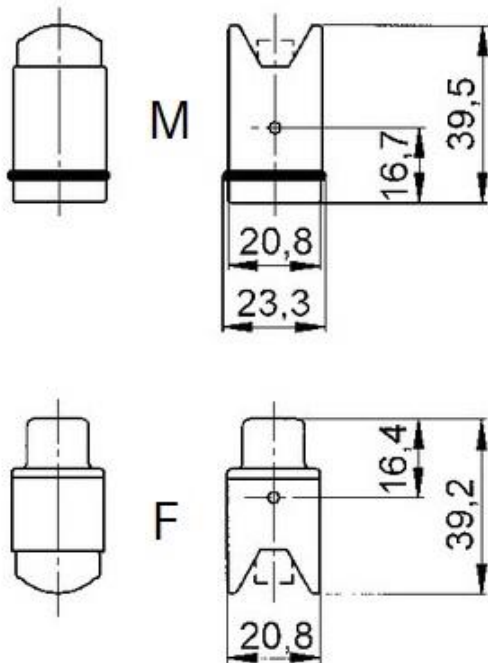
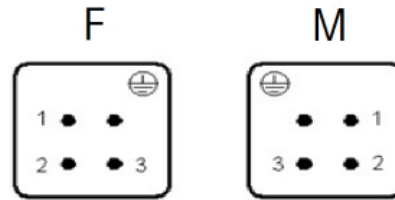
## Standard


Safety Standard	IEC 61984, UL 1977, CSA-C22.2
-----------------	-------------------------------

Creator: MANA2/PDP Released: IVSE1/PDP	Document: DB1042000EN Version: 02	Page 1 of 3
---	--------------------------------------	-------------

10420000	<b>DATA SHEET</b>	
Valid from: 18.09.2020	EPIC® H-A 3 SS / H-A 3 BS	

### Technical Drawings



10420000	<b>DATA SHEET</b>	
Valid from: 18.09.2020	<b>EPIC® H-A 3 SS / H-A 3 BS</b>	



Industrial machinery and plant engineering



Assembly time



Space requirement

**Info**

Robust power supply connector  
Straight cable entry into the contacts

**Application range**

Machine and equipment manufacturings

**Remark**

Photographs are not to scale and do not represent detailed images of the respective products.

Creator: MANA2/PDP Released: IVSE1/PDP	Document: DB1042000EN Version: 02	Page 3 of 3
---	--------------------------------------	-------------