


ZALUX BASE D.O.

Certified specific lighting for wine and champagne cellars



5 YEARS warranty



Benefits

- The specific amber LED module **protects wine and champagne** against riboflavin effects from photosensitivity.
- Robust and long lasting luminaire suitable **for high ambient humidity and dusty environments**.
- LED technology contributes to keep a **cool ambient temperature** in cellars.
- **Easy mouning** to reduce installation and maintenance costs.

Characteristics

Mechanical characteristics

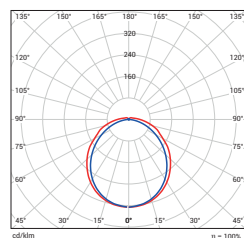
Profile	Extruded polycarbonate with UV protection Upper part grey RAL 7035 Bottom part opal
End caps	Polycarbonate
Gasket	PWIS-free silicon
Gear tray	White lacquered steel plate
Cable entry	Cable gland
Fixing clips	Stainless steel
Suspension triangles	Stainless steel

Electrical characteristics

Connection	3/5 pole push wire terminal block
THD	< 10% full load
Power factor	> 0.95 full load
Flicker factor	< 1%

Photometrical characteristics

SDCM	< 3
------	-----



IP 69K
IP 66
IK 10
Frequency 0-50/60Hz
Rated voltage 220-240V
NON-SELV

Functional characteristics

Lifetime	L80B50 50,000 hours
Guarantee	5 years
Fire protection	Flammability (UL94): V2 Glow wire test (EN 60695-2-11): 850°

Compliance



- It complies with the light spectrum and working specifications for champagne and wine cellars.

- **Certified by the Champagne Committee** under the requirements of amber luminaire qualification protocol for bottle storage.



- Qualified by an independent laboratory under ISO 17025 for EN13032-4.

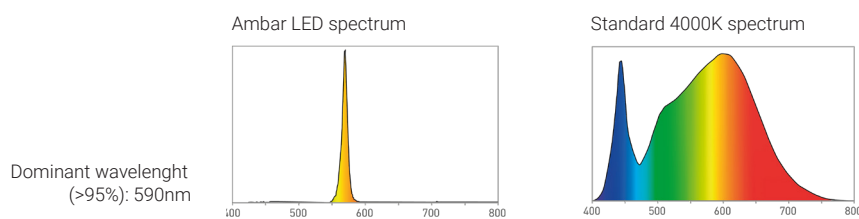
ZALUX BASE D.O.

Description

FAMILY	VERSION	LENGTH (mm)	LUMINOUS FLUX (lm)	LIGHT COLOUR	DRIVER	PROFILE	THROUGH WIRING	CONNECTION
> B: ZALUX BASE	> DO: D.O.	> 0.6: 600 > 1.2: 1200	> 12: 1200 > 24: 2400	> YEL: amber	> ET: non-dimmable > ETDD: DALI	> BPC: PC		
Special options under request								
Ask our Sales Team for more details		> 0.3: 300 > 0.9: 900 > 1.5: 1500				> BPM: PMMA	> 3x1.5mm ² > 3x2.5mm ² > 5x1.5mm ² > 5x2.5mm ²	> Fast connector

Operational data

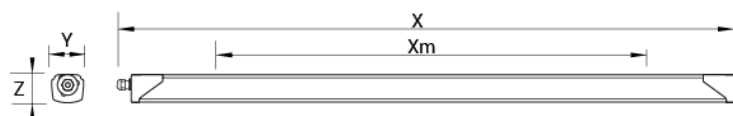
Description	Order number	Luminous flux (lm)	Power (W)	Light colour
BDO 0.6 12-YEL ET BPC	10215958	1200	34	Amber
BDO 0.6 12-YEL ETDD BPC	10215959	1200	34	Amber
BDO 1.2 24-YEL ET BPC	10215960	2400	68	Amber
BDO 1.2 24-YEL ETDD BPC	10215961	2400	68	Amber



Dimensions and logistics

Description	X	Xm	Y	Z					
	mm	mm	mm	mm	L x W x H mm	Pcs./Box	Box	Groupage Pcs./Euro pallet	Double pallet Pcs./Euro pallet
BDO 0.6...	637	350	76	67	790 x 85 x 75	1	1.1	342	216 + 216
BDO 1.2...	1213	800	76	67	1330 x 85 x 75	1	1.9	171	108 + 108

Please check with our Back Office to confirm logistic data



Accessories

10103049	Suspension wire 2m hook and fastener, 1 unit ¹
10149442	Theft protection (required for wall mounting), set for 1 luminaire
10207593	ZBWM wall mounting accessory (allows luminaire rotation), 2 pieces set
10256809	Fixing clips in stainless steel 316L, 2 units

¹ 2 units required per luminaire

