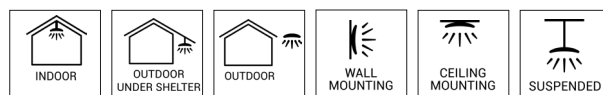



# STRONGERTUBE | G2 ZB

For hyper chlorinated environments and outdoor



5 YEARS warranty



## Benefits

- With specific potting process for a full gas tight sealing, to **avoid the penetration of gases and water**.
- Completely **safe against the corrosion** of LED modules and electronic components.
- High thickness PMMA **resistant to chemicals** and robust finish for a **durable use in outdoor**, preventing yellowing over time.
- ASA end caps with **great thermal stability** to resist to UV radiation, heat, water, ageing and chemicals.

## Characteristics



### Mechanical characteristics

Profile	PMMA
End caps	Acrylonitrile styrene acrylate (ASA)
Gasket	Polyurethane
Gear tray	White laquered steel plate
Cable entry	Cable gland 3m external cable included, with resistant outer sheath
Fixing clips	Special V4A 316 stainless steel fixing braquets included

### Functional characteristics

Lifetime	L80 100,000 hours at 35°C
Fire protection	Flammability (UL94): HB Glow wire test (EN 60595-2-11): 650°



Compliance

**RoHS REACH**



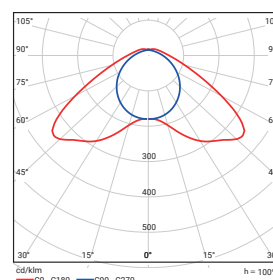
Stainless steel fixing bracket  
It allows luminaire rotation

### Electrical characteristics

Connection	3/5 pole push wire terminal block
Power factor	> 0.95 full load
THD	< 10% full load < 7% full load for HT versions
Flicker factor	< 1%

### Photometrical characteristics

SDCM	< 3
------	-----



## STRONGERTUBE | G2 ZB

### Description

FAMILY	VERSION	LUMINOUS FLUX (lm)	CRI	LIGHT COLOUR (K)	DRIVER	TEMPERATURE RANGE	PROFILE	FIXING CLIPS
> STRONGERTUBE	> G2 B	> 65: 6500	> 8: > 80	> 40: 4000	> ET: non dimmable > ETDD: DALI	> HT: -40°C - +50°C > L: -25°C - +45°C	> PMMA	> ZB: special stainless steel fixing brackets

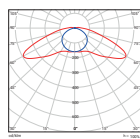
Special options under request

Ask our Sales Team for more details > 2000 to 8000

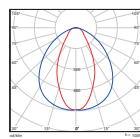
- > 30: 3000
- > 65: 6500
- > 827-865: tunable white
- > ETDD CS: Casambi dimmable
- > ETD: 1-10V dimmable
- > ETDD CLO: Constant Lumen Output

#### More options available under request:

- High frequency sensor (HFS).
- Through wiring: 3x1.5mm<sup>2</sup>, 3x2.5mm<sup>2</sup>, 5x1.5mm<sup>2</sup>, 5x2.5mm<sup>2</sup>.
- Length: 1800mm with 10,000lm.
- Optics: extensive (XB) and narrow (TB).



XB



TB


### Operational data

Description	Order number	Luminous flux (lm)	Power (W)	Efficiency (lm/W)	Colour temperature (K)	CRI	Temperature range
STRONGERTUBE G2 B 6500-840 ET HT PMMA ZB	10223684	6500	43	150	4000	> 80	-40°C - +50°C
STRONGERTUBE G2 B 6500-840 ETDD HT PMMA ZB	10223686	6500	43	150	4000	> 80	-40°C - +50°C
STRONGERTUBE G2 B 6500-840 ET PMMA ZB	10223683	6500	43	150	4000	> 80	-25°C - +45°C
STRONGERTUBE G2 B 6500-840 ETDD PMMA ZB	10223685	6500	43	150	4000	> 80	-25°C - +45°C

### Dimensions and logistics

Description	X	Xm	Y	Z					
	mm	mm	mm	mm	L x W x H mm	Pcs./Box	Box	Groupage Pcs./Euro pallet	Double pallet Pcs./Euro pallet
STRONGERTUBE G2 B... ZB	1340	1205	112	112	1350 x 112 x 112	1	4.8	54	42 + 42

Please check with our Back Office to confirm logistic data



### Circuit breaker/inrush current

Order number	Number of drivers on a single-pole power circuit breakers (CB)			
	CB-Type	10A	16A	20A
10223684	B	21	36	45
10223686	C	37	60	75
10223683	B	16	26	32
	C	27	43	54
10223685	B	15	24	30
	C	25	40	50

- Data for U<sub>supply</sub> = 230 VAC, mains impedance = 1 Ω
- In case of multi-polar CB the maximum number is reduced by 20 %.
- The maximum number may differ depending on CB manufacturer. Please consider the specifications of the manufacturer.
- CB with C-characteristics are recommended to be used in lighting groups.