

TECHNICAL SPECIFICATION

FOUR ZONE RF WIRELESS RGBW REMOTE CONTROLLER

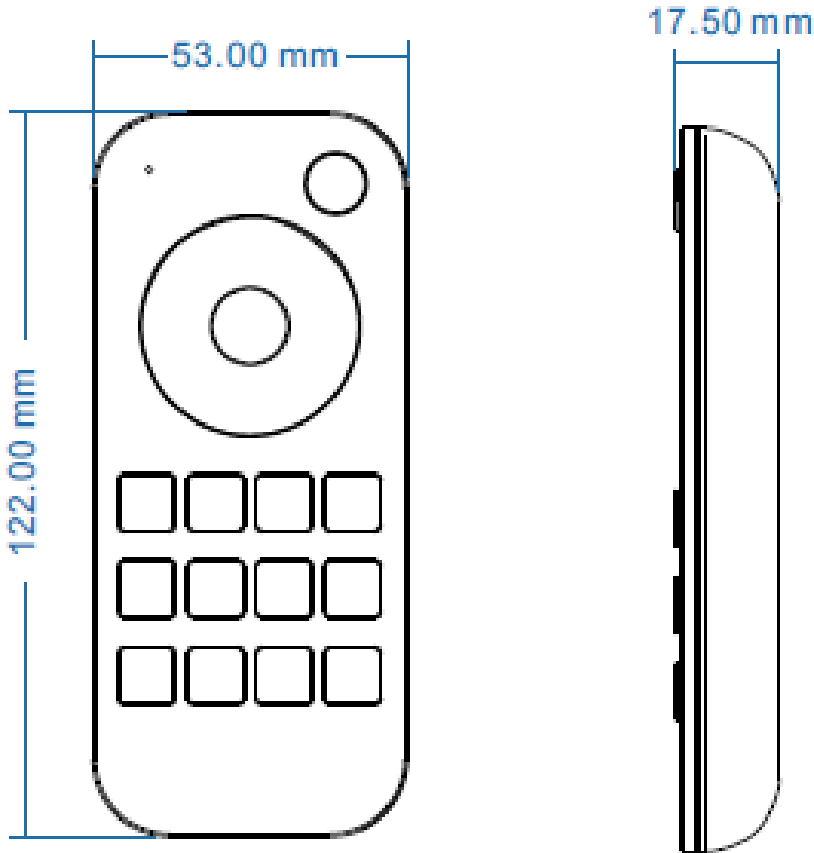


- Apply to single color, dual color, RGB, RGBW or RGB+CCT LED controller or smart lamp.
- Adopt 2.4GHz wireless technology, remote distance up to 30m.
- Each remote can match one or more receiver.
- Operate with LED indicator light.

Technical data:

Output signal:	RF (2.4G)
Working voltage:	3VDC (AAA*2pcs)
Working current:	< 20mA
Standby current:	< 10µA
Standby time:	6 months
Remote distance:	30m
Working temperature:	-30°C~55°C
Product size:	L122×W53×H17.5mm
Net weight:	135g
Catalogue number:	99RGBREMOTE4

Dimensions:



Operation:

- When turn on light, the indicator display blue. When turn off light, the indicator display red.
- When touch the color wheel, the indicator will display the same color.
- When press or touch operation is invalid (If the light is off), the indicator display red.
- To extend battery life, no touch or press key operation after a few seconds, the touch wheel will enter sleep state, you need press any key to make touch wheel quit sleep state.

Match guide:

Remote match with 2.4G RF controller, dimming driver, smart lamp and panel controller.

- **Match with controller (with match key)**

1. **Match:** Short press match key, within 5s, press on/off key or zone key of the remote.
2. **Delete:** Long press match key for 5s, delete all matched remote.
3. **Multiple zone remote** only use zone key to match each zone receiver.

- **Match with controller (without match key), dimming driver or smart lamp**


1. **Match:** Switch off the power, then switch on power again, short press on/off key or zone key 3 times on the remote quickly within 5s after power on, the link is done once the light blinks 3 times.
2. **Delete:** Switch off the power, then switch on power again, short press on/off key or zone key 5 times on the remote quickly within 5s after power on, the unlink is done once the light blinks 5 times.
3. **Multiple zone remote** only use zone key to match each zone receiver.


- **Match with panel controller**





1. **Match:** Turn on light, turn off, immediately press on/off key for 5s, within 5s, press on/off key or zone key of the remote.
2. **Delete:** Turn on light, turn off, immediately press on/off key for 10s, delete all matched remote.
3. **Multiple zone remote** only use zone key to match each zone receiver.




Key Functions:





 : Short press turn on/off current zone light,
long press 2s turn off all zone light.


 : Touch to change current zone static RGB color.



    : Short press select and turn on zone light,
long press 2s turn off zone light.
Continuous short press multiple zone key,
can synchronous select multiple zone.

   : Adjust R/G/B brightness, short press turn on/off,
long press 1-5s continuous 256 levels adjustment.

 : For RGB light, short press turn on/off white(RGB mix),
long press 1-5s continuous 256 levels adjust saturation,
namely change current static color to mixed white slowly.
For RGBW light, short press turn on/off W channel,
long press 1-5s continuous 256 levels adjust W brightness.

 : Adjust mode for current selected zone,
Short press run next RGB mode, long press 2s run mode-cycle

 : For static color, adjust brightness,
short press 10 levels,
long press 1-5s continuous 256 levels adjustment.
For dynamic mode, adjust speed,
short press 10 levels, long press 2s the fastest speed.

  : Short press run the scene, long press 2s save.
4 zone run or save synchronously.