

VENTS Silenta-S Series



Low noise and low watt axial fans for exhaust ventilation with the capacity up to 240 m³/h

Applications

- Continuous or periodic exhaust ventilation of bathroom, showers, kitchens and other utility spaces.
- Ventilation of premises with high noise level limitations.
- Ventilation shaft mounting or duct connection.
- Compatible with Ø 100, 125 and 150 mm air ducts.

Design

- Modern design and aesthetic look.
- The casing and the impeller are made of high-quality durable ABS plastic, UV resistant.
- The intellectual impeller design makes the fan efficiency high and the service life long.
- The fan and motor are specially designed for silent operation.
- Insect screen.
- Protection rating IP 34.

Motor

- Reliable motor with the minimum power consumption 7 W (for 100 mm diameter).
- Designed for continuous operation and requires no maintenance.
- Equipped with overheating protection.

Modifications and Options

Silenta-S K – fan is equipped with a backdraft damper for back flow preventing.

Silenta-S L – The motor is equipped with ball bearings for long service life (appr. 40 thousand hours) and fan mounting at any angle. The bearings are maintenance-free and contain enough grease for the entire operating period.

Silenta-ST – equipped with a regulated timer with the operating time from 2 to 30 minutes.

Silenta-STH – equipped with a timer with the operating time from 2 to 30 minutes and a humidity sensor with the threshold value from 60 to 90%.

Silenta-SV – equipped with a pull cord switch.

Silenta-SVT – equipped with a pull cord switch and a regulated timer with the operating time adjustable from 2 to 30 minutes.

Silenta-SVTH – equipped with a pull cord switch,

regulated timer with the operating time adjustable from 2 to 30 minutes and a humidity sensor with the operating threshold range from 60% to 90%.

Control

Manual:

- The fan is controlled by a room light switch. It is not included in the delivery package.
- The fan is controlled by the built-in pull cord switch **V**. Not applied in case of ceiling mounting.
- Speed control is possible through a thyristor speed controller (see Electrical Accessories). Several fans may be connected to the same controller. Speed controllers can not be connected to the fans with T, TH, TP, VT, VTH modification.

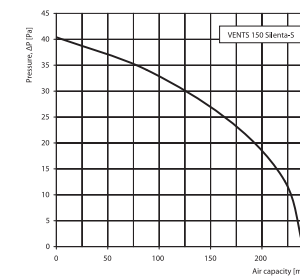
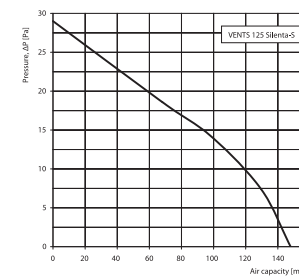
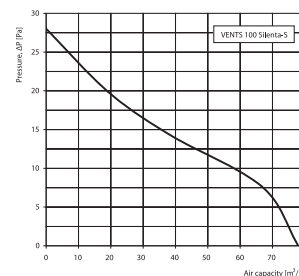
Automatic:

- By the electronic control unit **BU-1-60** (see Electrical Accessories). The control unit is supplied separately.
- By the timer **T** (the built-in run-out timer enables the fan operation within 2 to 30 minutes after the fan switching off).
- By the humidity sensor and timer **TH** (if the humidity level in the room exceeds the sensor threshold adjustable value within 60-90% the fan switches automatically on and operates until the humidity level drops to the standard level, after that the fan continues operating within the time period according to the timer setting, then shuts down).

Mounting features

- The fan is mounted directly into the ventilation shaft.
- Flexible duct application is recommended in case of remote location of the ventilation shaft. The air duct is connected to the fan exhaust flange through a clamp.
- Fixed to wall by self-tapping screws.
- Suitable for ceiling mounting.

Aerodynamic characteristics

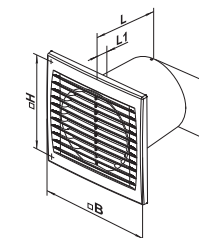


Technical data

Model	Frequency [Hz]	Voltage [V]	Power Consumption [W]	Current [A]	Maximum air capacity [m ³ /h]	Sound Pressure Level at 3 m [dB(A)]	Weight, kg
VENTS 100 Silenta-S	50/60	230	7	0,035	78	26	0,52
VENTS 125 Silenta-S	50/60	230	9,3	0,06	148	31	0,69
VENTS 150 Silenta-S	50	230	20	0,14	240	33	0,85
VENTS 150 Silenta-S (220-240 B/60 Hz)	60	230					

Overall dimensions

Model	Dimensions [mm]				
	Ø D	B	H	L	L1
VENTS 100 Silenta-S	100	150	120	108	12
VENTS 125 Silenta-S	125	176	140	114	13
VENTS 150 Silenta-S	150	205	165	132	14



Mounting example



Certificates

CE, GS, ME 10, B, IP 34 The fans meet the applicable safety and electromagnetic compatibility standards.

Accessories

