




BALLAST CONSTRUCTION WITH HANDLES FOR FLAT ROOF

CHARACTERISTIC

Keno sp.z o.o. is pleased to present to you a non-invasive solution for flat roofs using a ballast structure with K-34 aluminum handles. The structure is dedicated to cases where there is no possibility of interfering with the roof sheathing.



- EASY AND QUICK INSTALLATION
- MADE OF ALUMINUM
- HANDLES COVERED WITH POLYETHYLENE TAPE
- POSSIBILITY OF MOUNTING EAST / WEST



BALLAST CONSTRUCTION WITH HANDLES FOR FLAT ROOF

DESCRIPTION OF A BALLAST CONSTRUCTION WITH HANDLES ON A FLAT ROOF

Keno sp.z o.o. grants a 10-year warranty on the above structure. The structure is assembled by loading the K-34-1 (Figure 1) and K-34-4 (Figure 2) mounting brackets. The technical department of Keno sp.z o.o., at the customer's request, can calculate the required minimum ballast. For this, specific investment information is needed (see table). The ballast structure can be used on roofs where the angle of inclination does not exceed 5° and the height of the building does not exceed 15 m.

CALCULATION OF THE BALLAST

BALAST CALCULATION
1. The exact location of the investment.
2. Roof dimensions + building height.
3. A Module dimensions + weight.
4. Visualization of modules distribution on the roof slope.

TECHNICAL BALLAST

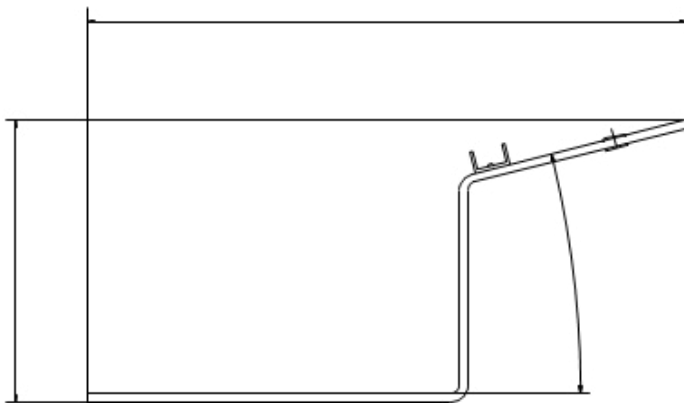


Fig.1 Dimension of K-34-1

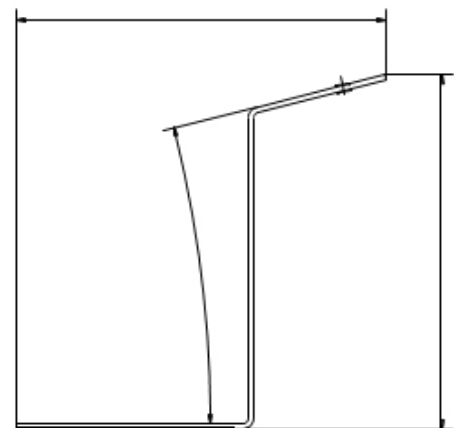


Fig.2 Dimension of K-34-4