

Physical Specifications

Part Number: AGM High Rate TED1252
 Length: 90 ± 2 mm (3.54 inches)
 Width: 70 ± 2 mm (2.75 inches)
 Container height: 101 ± 2 mm (3.97 inches)
 Weight: 1.55kg (3.42 lbs)
 Height: 107 ± 2 mm (4.21 inches)

Standard case material is flame retardant to (UL94) HBO.
 The TED Batteries range provide an extremely reliable and versatile valve regulated lead acid battery. Their unique construction and sealing techniques ensures that no electrolyte leakage can occur, provides safe and effective operation in any orientation and meets all requirements of the International Air Transport Association Dangerous Goods Regulations to allow transportation by air.



Specifications

Terminal Type: Standard F2 (T2) or any suitable terminal (at customer request)

Design Floating Life at 20°C (68°F): 6 Years

Maxim Discharge Current: 79A/5sec.

Internal Resistance Approximative: 25mΩ

Cycle Use: Initial Charging Current Less Than 1.62A • Voltage 14.4÷14.8 at 25°C (77°F) • Temperature Coefficient -30mV/°C
 Standby Use: No Limit on Initial Charging Current Voltage 13.5÷13.8V at 25°C (77°F) • Temperature Coefficient -20mV/°C
 Capacity Affected by Temperature 40°C (104°F) 103% 25°C (77°F) 100% 0°C (32°F) 86%

Self Discharge: TED Batteries may be stored for up to 6 months at 25°C (77°F) and than refresh charge is required. For higher temperatures the time interval will be shorter.


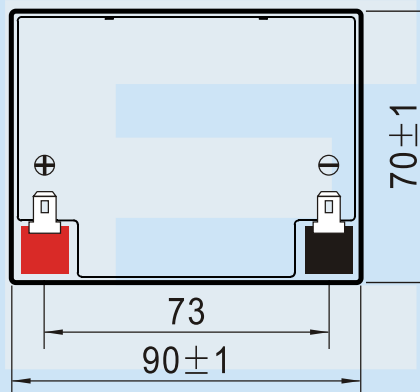
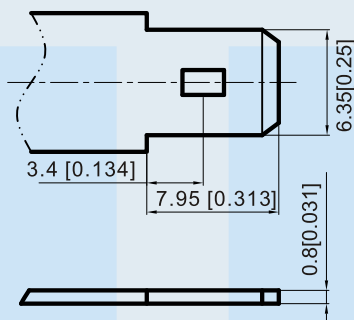
Rated Capacity

5.20Ah/0.25A	20hr	1.80V/cell 25°C/77°F
4.90Ah/0.48A	10hr	1.80V/cell 25°C/77°F
4.43Ah/0.88A	5hr	1.75V/cell 25°C/77°F
4.00Ah/1.32A	3hr	1.75V/cell 25°C/77°F
3.70Ah/3.71A	1hr	1.60V/cell 25°C/77°F

Discharge Characteristics

Operating Temperature Range
Charge: 0°C÷40°C (5°F÷104°F)
Storage: -15°C÷40°C (5°F÷104°F)
Nominal: 25°C±3°C (77°F±5°F)
Discharge: -15°C÷50°C (5°F÷122°F)

F2 (T2) terminal 6,35mm



Due to continuous product improvements, program specifications are subject to change without notice

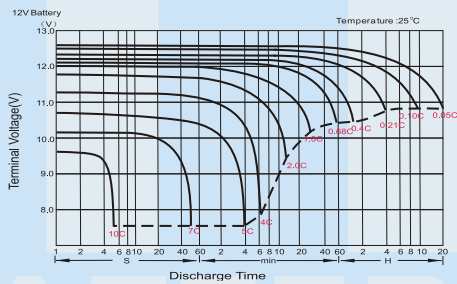
Constant Current Discharge (Amperes) at 25°C

F.V/Time	5 min	10 min	15 min	20 min	30 min	45 min	1h	2h	3h	4h	5h	6h	8h	10h	20h
1.85V/cell	10.4	7.23	5.96	5.17	4.15	3.19	2.61	1.59	1.21	0.998	0.847	0.734	0.583	0.485	0.267
1.80V/cell	12.7	8.62	6.91	5.85	4.59	3.48	2.81	1.69	1.28	1.05	0.883	0.766	0.605	0.502	0.270
1.75V/cell	15.1	9.75	7.62	6.37	4.90	3.69	2.95	1.77	1.32	1.08	0.907	0.785	0.621	0.512	0.273
1.70V/cell	17.1	10.8	8.25	6.84	5.15	3.84	3.08	1.84	1.36	1.11	0.930	0.804	0.630	0.521	0.278
1.67V/cell	18.9	11.6	8.73	7.18	5.37	3.99	3.21	1.89	1.40	1.13	0.950	0.819	0.641	0.528	0.281
1.60V/cell	19.8	12.1	9.09	7.40	5.52	4.08	3.28	1.95	1.43	1.16	0.970	0.835	0.654	0.537	0.283

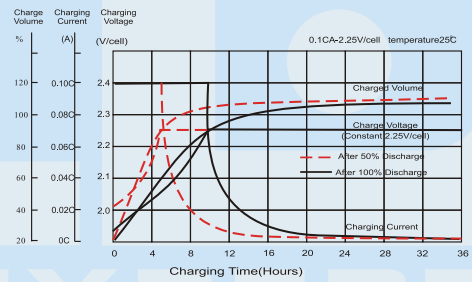
Constant Power Discharge (Watts) at 25°C

F.V/Time	5 min	10 min	15 min	20 min	30 min	45 min	1h	2h	3h	4h	5h	6h	8h	10h	20h
1.85V/cell	19.6	13.8	11.5	10.0	8.09	6.25	5.14	3.15	2.41	1.99	1.69	1.47	1.17	0.978	0.540
1.80V/cell	23.8	16.3	13.2	11.2	8.89	6.77	5.50	3.33	2.52	2.08	1.76	1.53	1.21	1.01	0.543
1.75V/cell	27.8	18.2	14.4	12.1	9.43	7.16	5.76	3.46	2.59	2.13	1.79	1.55	1.23	1.02	0.544
1.70V/cell	31.2	19.9	15.4	12.9	9.84	7.39	5.97	3.58	2.67	2.17	1.83	1.58	1.25	1.03	0.551
1.67V/cell	33.9	21.1	16.1	13.5	10.2	7.63	6.17	3.66	2.72	2.21	1.86	1.61	1.26	1.04	0.556
1.60V/cell	35.1	21.7	16.6	13.7	10.3	7.72	6.26	3.75	2.77	2.25	1.89	1.63	1.28	1.05	0.556

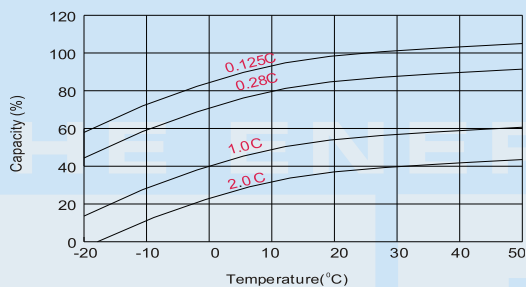
Discharge Characteristics



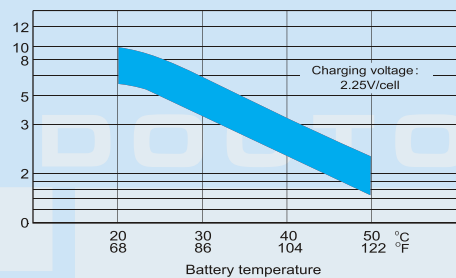
Float Charging Characteristics



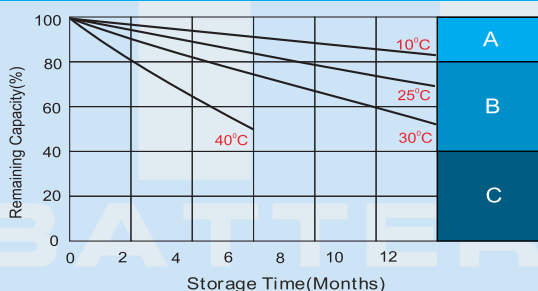
Temperature Effects in Relation to Battery Capacity



Effect of Temperature on Long Term Float Life



Self Discharge Characteristics



- A** No supplementary required
(Carryout supplementary charge before use if 100% capacity is required.)
- B** Supplementary charge required before use. Optional charging way as below:
 1. Charged for above 3 days at limited current 0.25CA and constant voltage 2.25V/cell.
 2. Charged for above 20 hours at limited current 0.25CA and constant voltage 2.45V/cell.
 3. Charged for 8 ~ 10 hours at limited current 0.05 CA.
- C** Supplementary charge may often fail to recover the capacity.
The battery should never be left standing till this is reached.