

Physical Specifications

Part Number: AGM GBS1223
 Length: 178 ± 2 mm (7.0 inches)
 Width: 35 ± 2 mm (1.38 inches)
 Container height: 60 ± 2 mm (2.36 inches)
 Height with terminals: 66 ± 2 mm (2.60 inches)
 Weight: ~ 0.80kg (1.92 lbs)

Standard case material is flame retardant to (UL94) HBO.
 The TED Batteries range provide an extremely reliable and versatile valve regulated lead acid battery. Their unique construction and sealing techniques ensures that no electrolyte leakage can occur, and provides safe and effective operation in any orientation, and meets all requirements of the International Air Transport Association Dangerous Goods Regulations to allow transportation by air.



Specifications

Terminal Type: Standard F1 (T1) or any suitable terminal (at customer request)

Design Floating Life 20°C (68°F): 5 Years

Maxim Discharge Current: 22A/5sec.

Internal Resistance: Approximative 70mΩ

Cycle Use: Initial Charging Current Less Than 0.60A • Voltage 14.4÷14.8 at 25°C (77°F) • Temperature Coefficient -30mV/°C
 Standby Use: No Limit on Initial Charging Current Voltage 13.5÷13.8V at 25°C (77°F) • Temperature Coefficient -20mV/°C
 Capacity Affected by Temperature 40°C (104°F) 103% 25°C (77°F) 100% 0°C (32°F) 86%

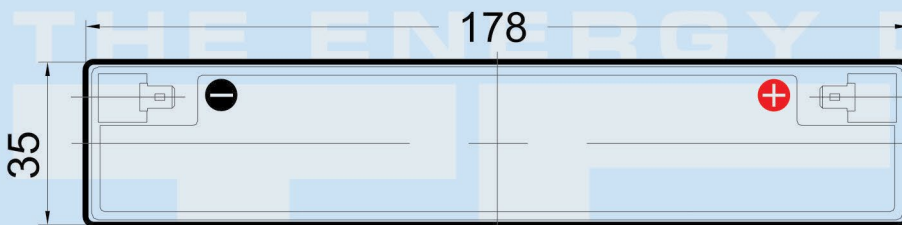
Self Discharge: TED Batteries may be stored for up to 6 months at 25°C (77°F) and than refresh charge is required. For higher temperatures the time interval will be shorter.

Rated Capacity

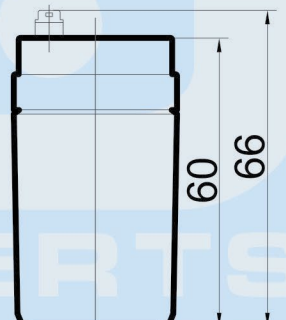

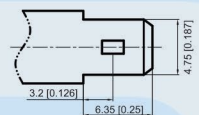
2.30Ah/0.20A	20hr	1.80V/cell 25°C/77°F
1.80Ah/0.18A	10hr	1.80V/cell 25°C/77°F
1.63Ah/0.33A	5hr	1.75V/cell 25°C/77°F
1.46Ah/0.49A	3hr	1.75V/cell 25°C/77°F
1.20Ah/1.20A	1hr	1.60V/cell 25°C/77°F

Discharge Characteristics

Operating Temperature Range
Charge: 0°C÷40°C (5°F÷104°F)
Storage: -15°C÷40°C (5°F÷104°F)
Nominal: 25°C±3°C (77°F±5°F)
Discharge: -15°C÷50°C (5°F÷122°F)



F1 (T1) terminal



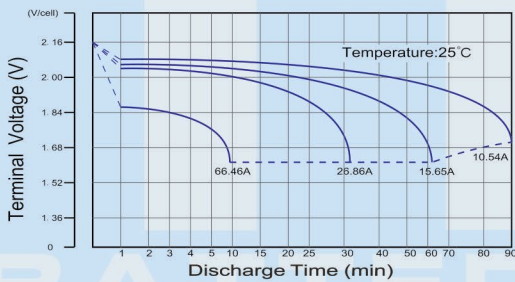
Constant Current Discharge (Amperes) at 25°C

F.V/Time	5 min	10 min	15 min	20 min	30 min	45 min	1h	2h	3h	4h	5h	6h	8h	10h	20h
1.85V/cell	3.62	2.78	2.30	1.99	1.54	1.13	0.96	0.565	0.442	0.359	0.293	0.254	0.205	0.171	0.094
1.80V/cell	4.86	3.55	2.78	2.35	1.82	1.32	1.07	0.617	0.476	0.384	0.315	0.273	0.218	0.177	0.095
1.75V/cell	5.48	3.90	3.04	2.53	1.88	1.37	1.12	0.640	0.485	0.392	0.323	0.280	0.221	0.181	0.096
1.70V/cell	6.03	4.25	3.24	2.66	1.96	1.42	1.16	0.656	0.498	0.403	0.331	0.286	0.224	0.185	0.098
1.65V/cell	6.65	4.59	3.45	2.83	2.07	1.46	1.18	0.665	0.519	0.417	0.340	0.292	0.228	0.189	0.099
1.60V/cell	7.33	4.98	3.69	3.01	2.19	1.52	1.19	0.694	0.535	0.430	0.352	0.299	0.230	0.191	0.100

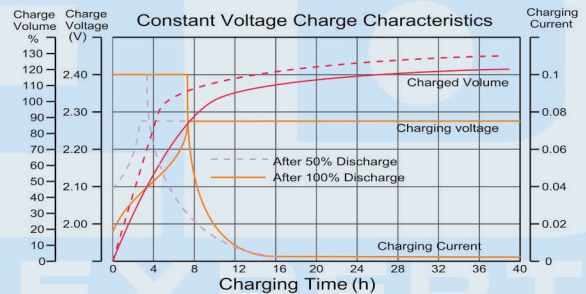
Constant Power Discharge (Watts) at 25°C

F.V/Time	5 min	10 min	15 min	20 min	30 min	45 min	1h	2h	3h	4h	5h	6h	8h	10h	20h
1.85V/cell	6.62	5.13	4.29	3.75	2.93	2.18	1.84	1.10	0.862	0.703	0.575	0.500	0.405	0.339	0.186
1.80V/cell	8.79	6.48	5.12	4.37	3.41	2.51	2.05	1.19	0.922	0.746	0.614	0.524	0.428	0.349	0.188
1.75V/cell	9.69	7.01	5.52	4.66	3.51	2.58	2.14	1.23	0.935	0.760	0.628	0.547	0.435	0.358	0.190
1.70V/cell	10.38	7.46	5.81	4.86	3.63	2.68	2.20	1.26	0.960	0.779	0.643	0.558	0.440	0.365	0.193
1.65V/cell	11.28	7.98	6.14	5.12	3.80	2.72	2.23	1.27	0.996	0.803	0.658	0.568	0.446	0.372	0.195
1.60V/cell	12.16	8.47	6.45	5.39	3.98	2.82	2.24	1.32	1.022	0.826	0.678	0.579	0.450	0.375	0.196

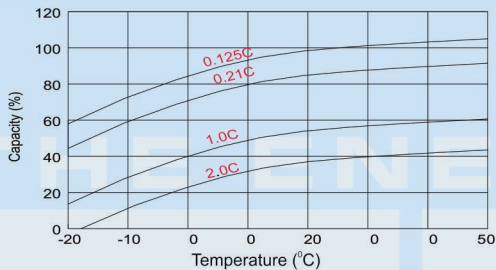
Discharge Characteristics



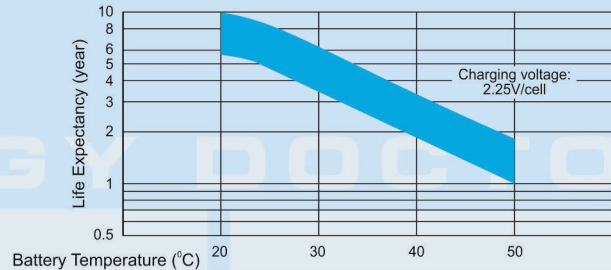
Float Charging Characteristics



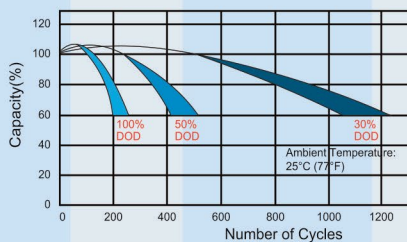
Temperature Effects in Relation to Battery Capacity



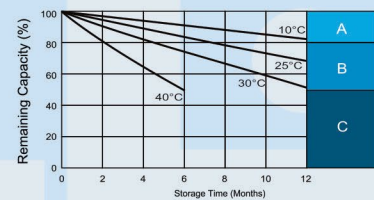
Effect of Temperature on Long Term Float Life



Cycle Life in Relation to Depth of Discharge



Self Discharge Characteristics



- A** No supplementary charge required (Carry out supplementary charge before use if 100% capacity is required.)
- B** Supplementary charge required before use. Optional charging way as below:
 1. Charged for above 3 days at limited current 0.25CA and constant voltage 2.25V/cell.
 2. Charged for above 20 hours at limited current 0.25CA and constant voltage 2.45V/cell.
 3. Charged for 8-10 hours at limited current 0.35CA.
- C** Supplementary charge may often fail to recover the capacity. The battery should never be left standing till this is reached.