

COMPANY UP&DOWN DOWNLIGHT IN-GROUND BRICKLIGHT FLOODLIGHT BOLLARD BULKHEAD GARDEN URBAN CLASSIC URBAN MODERN POST LAMPS REFERENCES

REMO 400 HIGH POWER LED

LARGE SIZE



Modern luminaries made in shockproof resin material, UV rays stabilized, rust and corrosion-free. Suitable for post top and wall installation. Provided with double PMMA diffusers and with reflective ceiling designed to host the lighting source. Equipped with TÜV-CB certified, long-life and efficient **E27 high power LED lamp included**. Insulation class II, Protection rating IP65.

Diffusore moderno realizzato in resina antiurto, stabilizzato ai raggi UV, inattaccabile da ruggine e corrosione. Idoneo per il montaggio a palo e a parete. Provvisto di un doppio diffusore in metacrilato e di soffitto riflettente, progettato per accogliere la sorgente luminosa. Fornito completo di lampada a LED E27 ad ALTA POTENZA, certificata TÜV-CB di lunga durata ed elevata efficienza. Classe di isolamento II, grado di protezione IP65.



R50.000.Q1L

E27 HIGH POWER LED

INDOOR & OUTDOOR USE

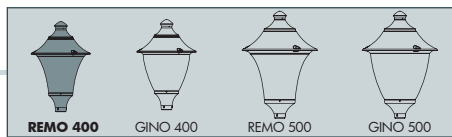
+80°C
-30°

90% HUMIDITY

VOLTAGE SURGE RESISTANT

DRIVER SILICONE PROTECTION

MADE IN ITALY



REMO 400 HIGH POWER LED - COMPONENTS

IP65



ROOF complete with decorative pinnacle made of shockproof resin material, UV-rays stabilized, rust and corrosion-free.

TETTO completo di pinnacolo decorativo, realizzato in resina antiurto, stabilizzata ai raggi UV, inattaccabile da ruggine e corrosione.

High temperature resistant reflective **CEILING** made of shockproof resin material. Provided with E27 lampholder and equipped with **HIGH POWER LED lamp**. Designed to host and protect the lighting source, granting its safe and quick installation.

SOFFITTO riflettente realizzato in resina antiurto ad alta resistenza al calore. Fornito completo di portalamпада E27 e provvisto di lampada a LED ad ALTA POTENZA. Progettato per accogliere e proteggere la sorgente luminosa e per garantirne una veloce e sicura installazione.

INNER DIFFUSER made of opal PMMA to gather the lighting output and get its uniform spread.

DIFFUSORE INTERNO realizzato in PMMA opale per raccogliere il fascio di luce e garantirne un'uniforme distribuzione.

OUTER DIFFUSER made of UV-rays stabilized polymethylmethacrylate (PMMA), one piece only, available in clear or opal colour.

DIFFUSORE ESTERNO realizzato in polimetilmetacrilato (PMMA) stabilizzato ai raggi UV, disponibile in colore trasparente o opale.

BASE made in shockproof resin material consisting of a support for post top installation (diam 60mm) and of a cover designed for the inner diffuser fixation. A rubber gasket assures the protection against external agents.

BASE dell'apparecchio realizzata in resina antiurto, composta da un supporto (diam 60mm) e da un coperchio sui cui viene fissato il diffusore interno. Una guarnizione in gomma garantisce la protezione dagli agenti esterni.

REMO 400 GX53 LED



Dimensions and weight

Height: 715 mm
Diameter: 480 mm
Weight: 5,8 Kg
Junction to support: diameter 60 mm
Area expose to wind pressure:
CxS = m² 0,157

Moulded colours:

Black White Grey

Diffuser PMMA:



Clear Opal

HIGH POWER LED



- **COST SAVING:** long-life and efficient LED light source.
- **BUILT-IN DRIVER:** quick and easy lamp replacement
- **GREAT FLEXIBILITY:** E27 standard lamp holder.
- **FUTURE-PROOFED LUMINARIES:** performances easy to upgrade to latest technology developments.
- **SUITABLE FOR OUTDOOR USE:** built-in driver fully protected against heat and humidity by silicone paste.

Luminaires equipped with TÜV-CB certified, long-life and efficient E27 high power LED lamp, granting the same luminous flux of traditional SON/HQI lighting sources. The lamp can be quickly and easily replaced, making the luminaires maintenance very simple.

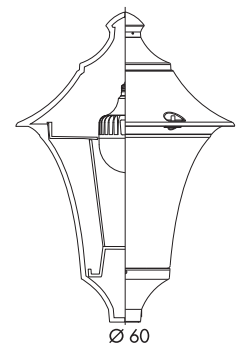
		100 - 240 V		*ADD SUFFIX	
E27		30 W	3500 Lm	4000 K	.Q1L
				3000 K	.Q1R
E27		50 W	5300 Lm	4000 K	.H1L
				3000 K	.H1R

LED LAMPS

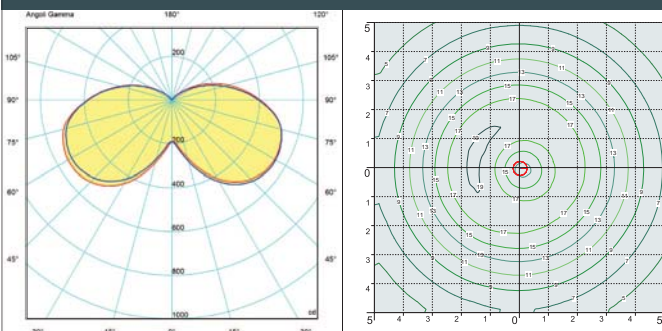



Technical details on page 552.

DOWNWARD LIGHT EMISSION



PHOTOMETRIC DATA SAMPLE - REMO 400 HIGH POWER LED






SAVE -56%

HIGH POWER LED 50W
(power consumption)

Area: 10x10mt
Height: 3,5mt
11 lux

=



HQI 100W
power consumption = 115W

* ADD THESE SUFFIXES TO THE REFERENCES MENTIONED IN THE CATALOGUE

COMPANY
UP&DOWN
DOWNLIGHT
IN-GROUND
BRICKLIGHT
FLOODLIGHT
BOLLARD
BULKHEAD
GARDEN
URBAN CLASSIC
URBAN MODERN
POST
LAMPS
REFERENCES

REMO 400

LARGE SIZE



R50.364.C6K

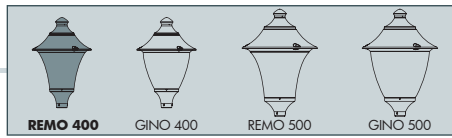


R50.115.H1L



R50.361.H1L





MIDIPILAR/REMO400
R50.254

Pcs 1
Kg 6,4
mc 0,09

NEW LOT/REMO400
R50.115

Pcs 1
Kg 6,1
mc 0,07

REMO400
R50.000

Pcs 1
Kg 5,8
mc 0,06

EKTOR 2500/REMO400
R50.361.000

Pcs 1
Kg 30,1
mc 0,21

EKTOR 3000/REMO400 **AKILLE 3000/REMO400**
R50.364.000 R50.414.000

Pcs 1
Kg 33,5
mc 0,241

EKTOR 3500/REMO400 **AKILLE 3500/REMO400**
R50.367.000 R50.417.000

Pcs 1
Kg 26,9
mc 0,268

EKTOR 4000/REMO400 **AKILLE 4000/REMO400**
R50.371.000 R50.421.000

Pcs 1
Kg 40,3
mc 0,294