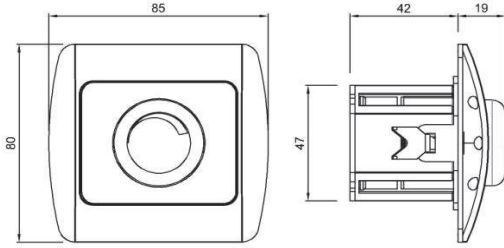


# ZİRVE DİMMER 500W CE

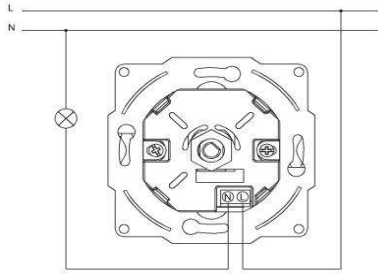
## ZİRVE DIMMER 500W CE



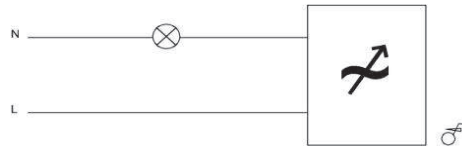
### ÖLÇÜLER / DIMENSIONS



### BAĞLANTI ŞEMASI / WIRING DIAGRAM



### DEVRE ŞEMASI / CIRCUIT DIAGRAM



### TR

- \* 220V 50-60Hz
- \* Güç 100-500 W
- \* Vida bağlantılı montaj.
- \* Sıva altı montaja uygun.

### EN

- \* Rated voltage:220V
- \* Rated frequency: 50-60Hz
- \* Rated power:100-500W
- \* Installation with screw connection
- \* For flush-mounted installation.

### RENK SEÇENEKLERİ / COLOR OPTIONS

XXX-000202-144	BEYAZ	WHITE
XXX-000303-144	KREM	CREAM
XXX-000401-144	ANTİK CEVİZ	ANTIQUÉ WALNUT
XXX-000501-144	YENİ CEVİZ	NEW WALNUT
XXX-000601-144	KİRAZ	CHERRY
XXX-000701-144	KAYIN	BEECH
XXX-000801-144	YENİ MEŞE	NEW OAK
XXX-001010-144	M.GRİ	METALLIC GREY
XXX-001111-144	FÜME	FUME
XXX-001313-144	MAT ALTIN	MAT GOLD

XXX  $\Rightarrow$  501 ZİRVE