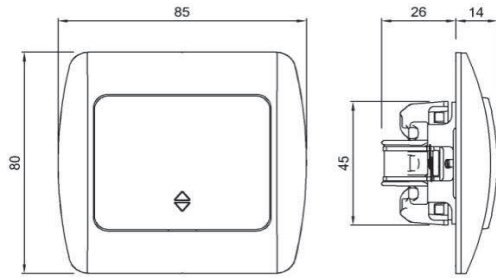




EN

- * Rated voltage: 250 V~
- * Rated current: 10 AX
- * 1 gang 2 way
- * Installation with screw connection
- * For flush-mounted installation.

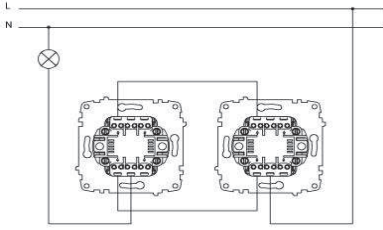
ÖLÇÜLER / DIMENSIONS



RENK SEÇENEKLERİ / COLOR OPTIONS

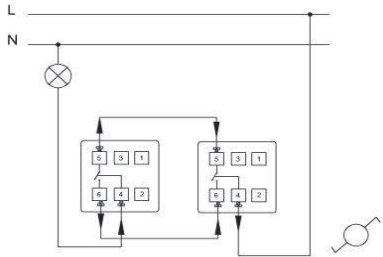
XXX-010202-209	BEYAZ	WHITE
XXX-010303-209	KREM	CREAM
XXX-010401-209	ANTİK CEVİZ	ANTIQUÉ WALNUT
XXX-010501-209	YENİ CEVİZ	NEW WALNUT
XXX-010601-209	KİRAZ	CHERRY
XXX-010701-209	KAYIN	BEECH
XXX-010801-209	YENİ MEŞE	NEW OAK
XXX-011010-209	M.GRİ	METALLIC GREY
XXX-011111-209	FÜME	FUME
XXX-011313-209	MAT ALTIN	MAT GOLD

BAĞLANTI ŞEMASI / WIRING DIAGRAM



XXX ⇨ 501 ZİRVE

DEVRE ŞEMASI / CIRCUIT DIAGRAM



ZİRVE IŞIKLI VEAVİEN

ZİRVE TWO WAY SWITCH - ILLUMINATED



TR

- * 10 AX, 250 V~
- * Bir kutuplu, iki yöllü.

