



# CorePro LEDtube EM/Mains T8

## CorePro LEDtube 1200mm 14.5W865

The CorePro LEDtube is an affordable LED solution suitable for replacing T8 fluorescent lamps. The product provides a natural lighting effect for use in general lighting applications, as well as instant energy savings – an environmentally friendly solution.

### Product data

General Information		Starting Time (Nom)	
Cap-Base	G13 [ Medium Bi-Pin Fluorescent]		0.5 s
Main Application	Industrial	Warm Up Time to 60% Light (Nom)	0.5 s
Nominal Lifetime (Nom)	30000 h	Power Factor (Nom)	0.9
Switching Cycle	200000X	Voltage (Nom)	220-240 V
B50L70	30000 h		
Light Technical		Temperature	
Color Code	865 [ CCT of 6500K]	T-Ambient (Max)	45 °C
Luminous Flux (Nom)	1600 lm	T-Ambient (Min)	-20 °C
Luminous Flux (Rated) (Nom)	1600 lm	T-Storage (Max)	65 °C
Correlated Color Temperature (Nom)	6500 K	T-Storage (Min)	-40 °C
Color Consistency	<6	T-Case Maximum (Nom)	40 °C
Color Rendering Index (Nom)	80		
LLMF At End Of Nominal Lifetime (Nom)	70 %	Controls and Dimming	
		Dimmable	No
Operating and Electrical		Mechanical and Housing	
Input Frequency	50 to 60 Hz	Product Length	1200 mm
Power (Rated) (Nom)	14.5 W		
Lamp Current (Nom)	70 mA	Approval and Application	
		Energy Saving Product	Yes

# CorePro LEDtube EM/Mains T8

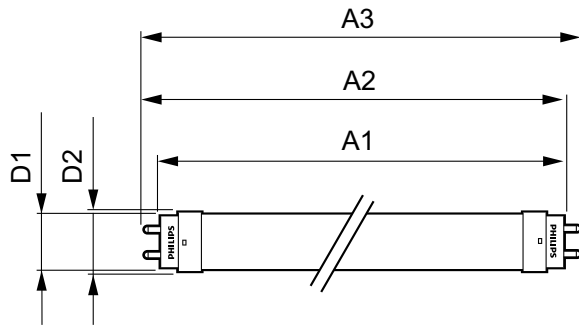
Energy Efficiency Label (EEL)	A+
Approval Marks	CE marking RoHS compliance KEMA Keur certificate
Energy Consumption kWh/1000 h	15 kWh
<b>Product Data</b>	
Full product code	871869671109500
Order product name	CorePro LEDtube 1200mm 14.5W865
EAN/UPC - Product	8718696711095

Order code	929001338902
Numerator - Quantity Per Pack	1
Numerator - Packs per outer box	10
Material Nr. (12NC)	929001338902
Net Weight (Piece)	0.215 kg

## Warnings and Safety

- NOTES: The overall energy efficiency and light distribution of any installation that uses these lamps are determined by the design of the installation.

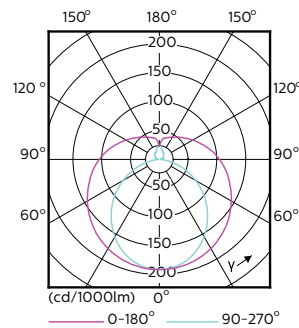

## Dimensional drawing



TLED 4ft 14.5-36W 1600lm 6500K G13 Ess

Product	D1	D2	A1	A2	A3
CorePro LEDtube 1200mm 14.5W865	25.7 mm	28 mm	1198 mm	1205 mm	1212 mm

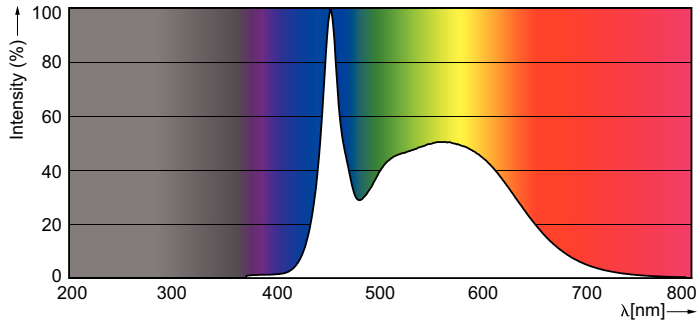
## Photometric data



LEDtube 1500mm 20W G13 840 2200lm

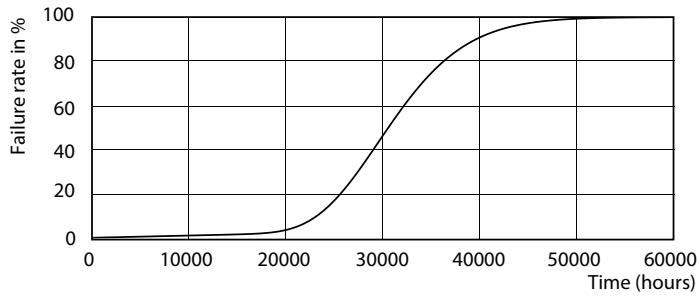
# CorePro LEDtube EM/Mains T8

## Photometric data

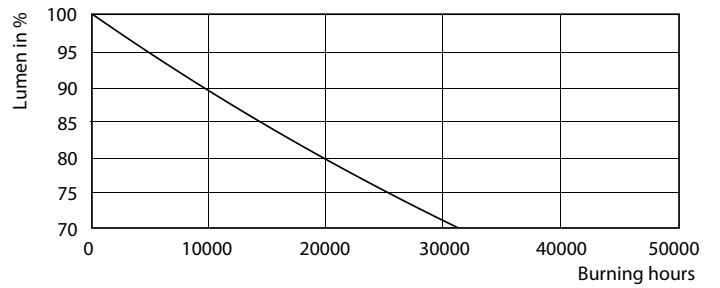


LEDtube HF 1500mm SO 25 W /865 T8

## Lifetime



LEDtube 1500mm 20W G13 840 2200lm



LEDtube 1500mm 20W G13 840 2200lm

