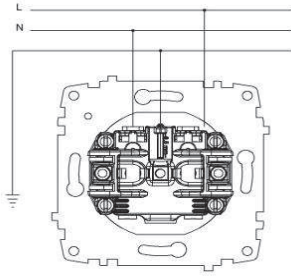
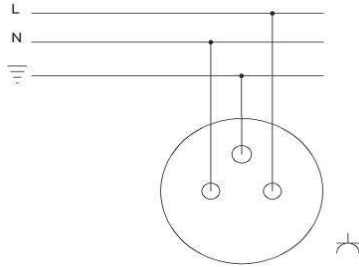


BAĞLANTI ŞEMASI / WIRING DIAGRAM



DEVRE ŞEMASI / CIRCUIT DIAGRAM



ZİRVE UPS PRİZ

ZİRVE UPS SOCKET OUTLET EARTHED



xxx-010202-263	BEYAZ	WHITE
xxx-010303-263	KREM	CREAM
xxx-010401-263	ANTİK CEVİZ	ANTIQUÉ WALNUT
xxx-010501-263	YENİ CEVİZ	NEW WALNUT
xxx-010601-263	KİRAZ	CHERRY
xxx-010701-263	KAYIN	BEECH
xxx-010801-263	YENİ MEŞE	NEW OAK
xxx-011010-263	M.GRİ	METALLIC GREY
xxx-011111-263	FÜME	FUME
xxx-011313-263	MAT ALTIN	MAT GOLD

XXX ⇨ 501 ZİRVE

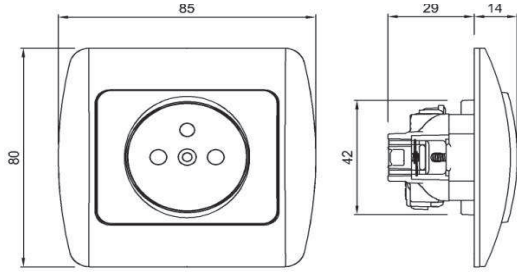
TR

- * 16 A, 250 V~
- * İki kutuplu.
- * Kontak çubuğu biçimli topraklama bağlantısı.
- * Vida bağlantılı montaj
- * Sıva altı montaja uygun.

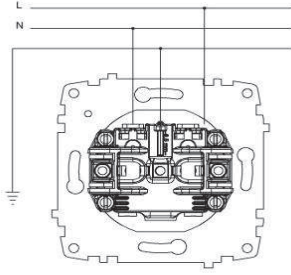
EN

- * Rated voltage:250V AC
- * Rated current: 10 AX
- * With Earthed PIN.
- * Installion with screw connection
- * For flush-mounted installation.

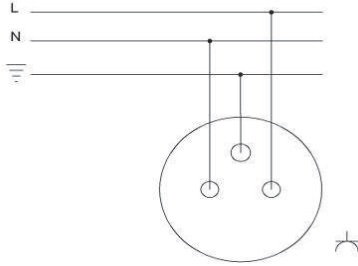
ÖLÇÜLER / DIMENSIONS



BAĞLANTI ŞEMASI / WIRING DIAGRAM



DEVRE ŞEMASI / CIRCUIT DIAGRAM



ZİRVE İKİ KUTUPLU ANAHTAR ZİRVE DOUBLE POLE SWITCH



RENK SEÇENEKLERİ / COLOR OPTIONS

xxx-010202-268	BEYAZ	WHITE
xxx-010303-268	KREM	CREAM
xxx-010401-268	ANTİK CEVİZ	ANTIQUÉ WALNUT
xxx-010501-268	YENİ CEVİZ	NEW WALNUT
xxx-010601-268	KİRAZ	CHERRY
xxx-010701-268	KAYIN	BEECH
xxx-010801-268	YENİ MEŞE	NEW OAK
xxx-011010-268	M.GRİ	METALLIC GREY
xxx-011111-268	FÜME	FUME
xxx-011313-268	MAT ALTIN	MAT GOLD

XXX ⇨ 501 ZİRVE

TR

- * 16 A, 250 V~
- * İki kutuplu, iki yöllü.
- * Vida bağlantılı montaj
- * Sıva altı montaja uygun.

EN

- * Rated voltage: 250V AC
- * Rated current: 16 AX
- * 2 gang 2 way