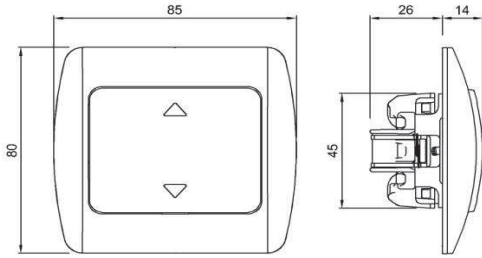


ZİRVE ARAVEAVİEN

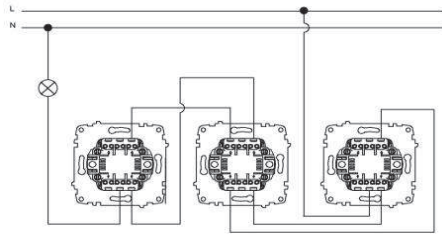
ZİRVE TWO WAY SWITCH - INTERMEDIATE



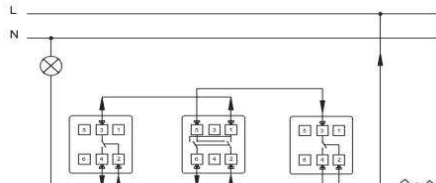
ÖLÇÜLER / DIMENSIONS



BAĞLANTI ŞEMASI / WIRING DIAGRAM



DEVRE ŞEMASI / CIRCUIT DIAGRAM



TR

- * 10 A, 250 V~
- * Bir kutuplu, iki yöllü.
- * Vida bağlantılı montaj.
- * Sıva altı montaja uygun.

EN

- * Rated voltage: 250 V~
- * Rated current: 10 AX
- * 1 gang 2 way
- * Installation with screw connection
- * For flush-mounted installation.

RENK SEÇENEKLERİ / COLOR OPTIONS

XXX-010202-214	BEYAZ	WHITE
XXX-010303-214	KREM	CREAM
XXX-010401-214	ANTİK CEVİZ	ANTIQUÉ WALNUT
XXX-010501-214	YENİ CEVİZ	NEW WALNUT
XXX-010601-214	KİRAZ	CHERRY
XXX-010701-214	KAYIN	BEECH
XXX-010801-214	YENİ MEŞE	NEW OAK
XXX-011010-214	M.GRİ	METALLIC GREY
XXX-011111-214	FÜME	FUME
XXX-011313-214	MAT ALTIN	MAT GOLD

XXX ⇨ 501 ZİRVE