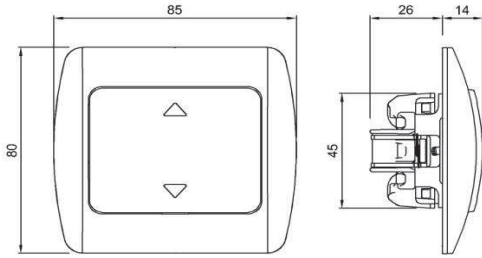


ZİRVE ARAVEAVİEN

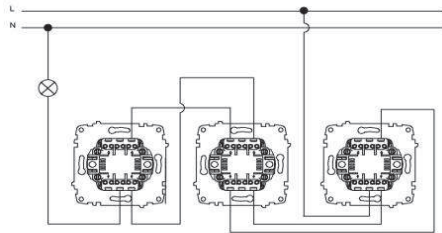
ZİRVE TWO WAY SWITCH - INTERMEDIATE



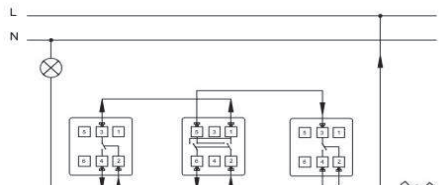
ÖLÇÜLER / DIMENSIONS



BAĞLANTI ŞEMASI / WIRING DIAGRAM



DEVRE ŞEMASI / CIRCUIT DIAGRAM



TR

- * 10 A, 250 V~
- * Bir kutuplu, iki yöllü.
- * Vida bağlantılı montaj.
- * Sıva altı montaja uygun.

EN

- * Rated voltage: 250 V~
- * Rated current: 10 AX
- * 1 gang 2 way
- * Installation with screw connection
- * For flush-mounted installation.

RENK SEÇENEKLERİ / COLOR OPTIONS

| | | |
|----------------|-------------|----------------|
| XXX-010202-214 | BEYAZ | WHITE |
| XXX-010303-214 | KREM | CREAM |
| XXX-010401-214 | ANTİK CEVİZ | ANTIQUÉ WALNUT |
| XXX-010501-214 | YENİ CEVİZ | NEW WALNUT |
| XXX-010601-214 | KİRAZ | CHERRY |
| XXX-010701-214 | KAYIN | BEECH |
| XXX-010801-214 | YENİ MEŞE | NEW OAK |
| XXX-011010-214 | M.GRİ | METALLIC GREY |
| XXX-011111-214 | FÜME | FUME |
| XXX-011313-214 | MAT ALTIN | MAT GOLD |

XXX ⇨ 501 ZİRVE