

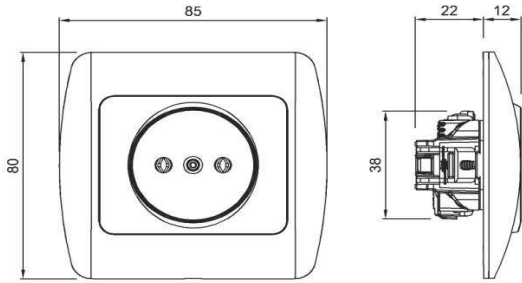


ZİRVE PRİZ

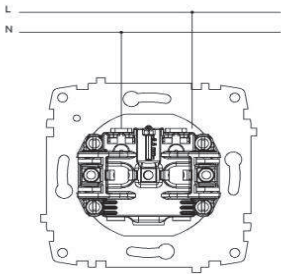
ZİRVE SOCKET OUTLET WITHOUT EARTHED



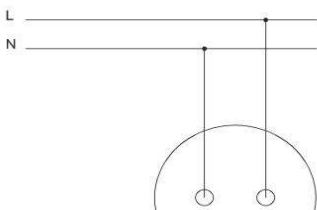
ÖLÇÜLER / DIMENSIONS



BAĞLANTI ŞEMASI / WIRING DIAGRAM



DEVRE ŞEMASI / CIRCUIT DIAGRAM



TR

- * 16 A, 250 V~
- * İki kutuplu.
- * Vida bağlantılı montaj.
- * Sıva altı montaja uygun.

EN

- * Rated voltage: 250 V~
- * Rated current: 16 AX
- * Without Earthed.
- * Installation with screw connection
- * For flush-mounted installation.

RENK SEÇENEKLERİ / COLOR OPTIONS

XXX-010202-215	BEYAZ	WHITE
XXX-010303-215	KREM	CREAM
XXX-010401-215	ANTİK CEVİZ	ANTIQUÉ WALNUT
XXX-010501-215	YENİ CEVİZ	NEW WALNUT
XXX-010601-215	KİRAZ	CHERRY
XXX-010701-215	KAYIN	BEECH
XXX-010801-215	YENİ MEŞE	NEW OAK
XXX-011010-215	M.GRİ	METALLIC GREY
XXX-011111-215	FÜME	FUME
XXX-011313-215	MAT ALTIN	MAT GOLD

XXX ⇨ 501 ZİRVE