

## ZENA IŞIKLI KOMÜTATÖR

ZENA DOUBLE ONE WAY SWITCH-ILLUMINATED



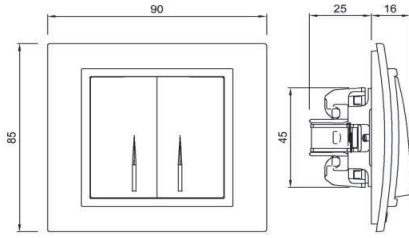
### TR

- \* 10 AX, 250 V~
- \* Bir kutuplu, iki yöllü.
- \* Işıklı.
- \* Vida bağlantılı montaj.
- \* Led akımı 0,6-1mA.
- \* Sıva altı montaja uygun.

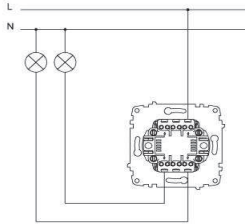
### EN

- \* Rated voltage: 250 V~
- \* Rated current: 10 AX
- \* 1 gang 2 way
- \* Illuminated.
- \* Led Rated Current: 0,6-1mA.
- \* Installation with screw connection
- \* For flush-mounted installation.

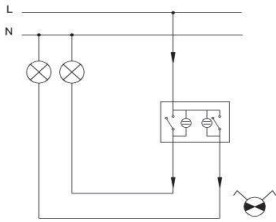
### ÖLÇÜLER / DIMENSIONS



### BAĞLANTI ŞEMASI / WIRING DIAGRAM



### DEVRE ŞEMASI / CIRCUIT DIAGRAM



## ZENA KAPI OTOMATIĞI

ZENA CONTROL SWITCH-DOOR



### TR

- \* 10 A, 250 V~