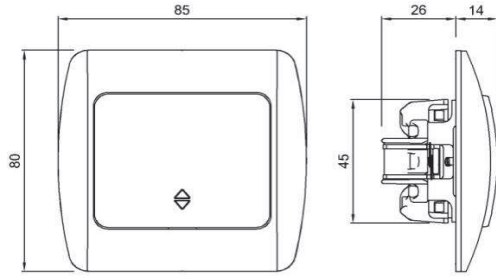




#### EN

- \* Rated voltage: 250 V~
- \* Rated current: 10 AX
- \* 1 gang 2 way
- \* Installation with screw connection
- \* For flush-mounted installation.

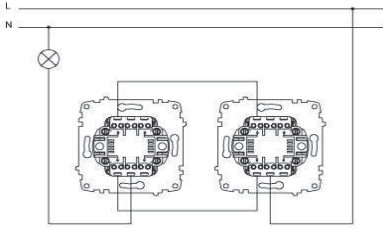
#### ÖLÇÜLER / DIMENSIONS



#### RENK SEÇENEKLERİ / COLOR OPTIONS

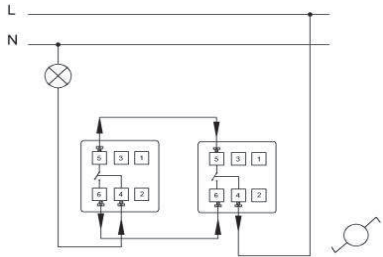
XXX-010202-209	BEYAZ	WHITE
XXX-010303-209	KREM	CREAM
XXX-010401-209	ANTİK CEVİZ	ANTIQUE WALNUT
XXX-010501-209	YENİ CEVİZ	NEW WALNUT
XXX-010601-209	KİRAZ	CHERRY
XXX-010701-209	KAYIN	BEECH
XXX-010801-209	YENİ MEŞE	NEW OAK
XXX-011010-209	M.GRİ	METALLIC GREY
XXX-011111-209	FÜME	FUME
XXX-011313-209	MAT ALTIN	MAT GOLD

#### BAĞLANTI ŞEMASI / WIRING DIAGRAM



XXX ⇨ 501 ZİRVE

#### DEVRE ŞEMASI / CIRCUIT DIAGRAM



#### ZİRVE IŞIKLI VEAVİEN ZİRVE TWO WAY SWITCH - ILLUMINATED



#### TR

- \* 10 AX, 250 V~
- \* Bir kutuplu, iki yönlü.

