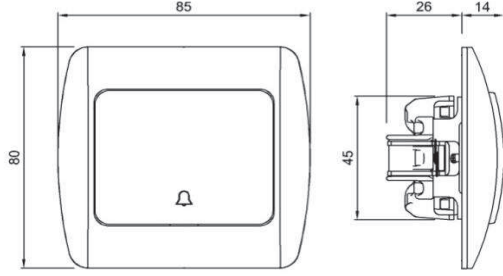
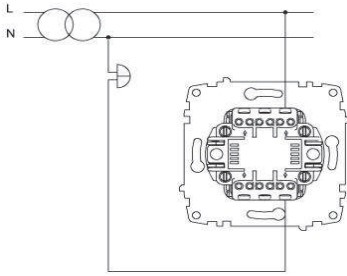


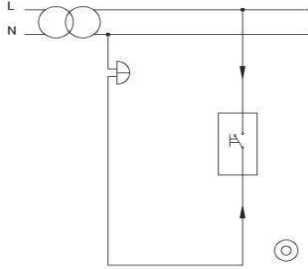
## ÖLÇÜLER / DIMENSIONS



## BAĞLANTI ŞEMASI / WIRING DIAGRAM



## DEVRE ŞEMASI / CIRCUIT DIAGRAM



## ZİRVE İSİMLİ ZİL

### ZİRVE LABELLED CONTROL SWITCH-BELL



## RENK SEÇENEKLERİ / COLOR OPTIONS

XXX-010202-207	BEYAZ	WHITE
XXX-010303-207	KREM	CREAM
XXX-010401-207	ANTİK CEVİZ	ANTIQUÉ WALNUT
XXX-010501-207	YENİ CEVİZ	NEW WALNUT
XXX-010601-207	KİRAZ	CHERRY
XXX-010701-207	KAYIN	BEECH
XXX-010801-207	YENİ MEŞE	NEW OAK
XXX-011010-207	M.GRİ	METALLIC GREY
XXX-011111-207	FÜME	FUME
XXX-011313-207	MAT ALTIN	MAT GOLD

XXX ⇨ 501 ZİRVE



### TR

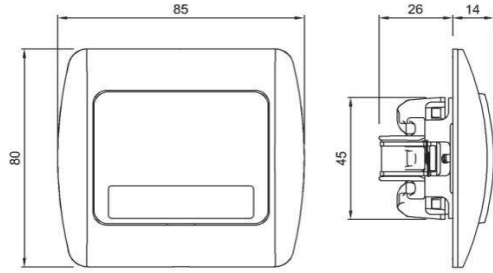
- \* 10 A, 250 V~
- \* Bir kutuplu, bir yöllü.
- \* Etiketli.
- \* Yaylı tip.
- \* Vida bağlantılı montaj.
- \* Sıva altı montaja uygun.

### EN

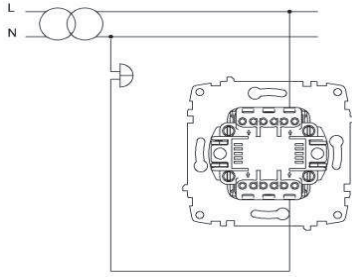
- \* Rated voltage: 250 V~
- \* Rated current: 10 AX

- \* 1 gang 1 way
- \* With Labelled
- \* Push Switch
- \* Installion with screw connection
- \* For flush-mounted installation.

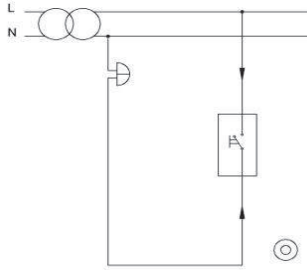
## ÖLÇÜLER / DIMENSIONS




## BAĞLANTI ŞEMASI / WIRING DIAGRAM



## DEVRE ŞEMASI / CIRCUIT DIAGRAM



## ZİRVE VEAVIEN ZİRVE TWO WAY SWITCH



## RENK SEÇENEKLERİ / COLOR OPTIONS

XXX-010202-208	BEYAZ	WHITE
XXX-010303-208	KREM	CREAM
XXX-010401-208	ANTİK CEVİZ	ANTIQUÉ WALNUT
XXX-010501-208	YENİ CEVİZ	NEW WALNUT
XXX-010601-208	KİRAZ	CHERRY
XXX-010701-208	KAYIN	BEECH
XXX-010801-208	YENİ MEŞE	NEW OAK
XXX-011010-208	M.GRİ	METALLIC GREY
XXX-011111-208	FÜME	FUME
XXX-011313-208	MAT ALTIN	MAT GOLD

XXX ⇨ 501 ZİRVE



## TR

- \* 10 AX, 250 V~
- \* Bir kutuplu, iki yöllü.
- \* Vida bağlantılı montaj.
- \* Sıva altı montaja uygun.