

ideal lux®

IDEAL LUX s.r.l.
Via Taglio Destro 32
30035 Mirano (VE) Italy
www.ideal-lux.com

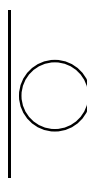
IDEAL LUX Warehouse
Via delle Industrie, 8/D
30036 Santa Maria di Sala (Venezia)
8.00 - 12.00 / 13.30 - 17.00

ideal lux®



REV 23/10/2023

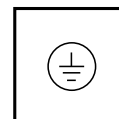
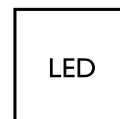
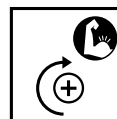


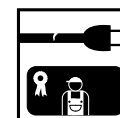
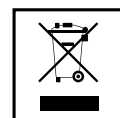

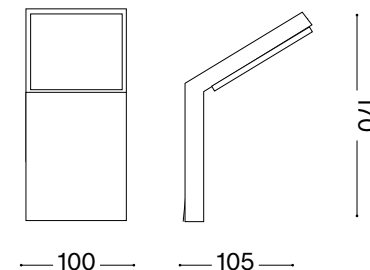
Style AP



Lampada da parete
Wall lamp
Applique
Wandleuchte
Lámpara de pared
Настенные светильники

LED

LED 9W / 100~240V 50/60Hz
- 8021696246857 ANTR. 3000K
- 8021696209845 ANTR. 4000K
- 8021696269139 BIANCO 3000K
- 8021696221502 BIANCO 4000K
- 8021696322704 COFFEE 3000K
- 8021696322681 COFFEE 4000K
- 8021696322650 GRIGIO 3000K
- 8021696322643 GRIGIO 4000K
- 8021696322636 NERO 3000K
- 8021696322629 NERO 4000K

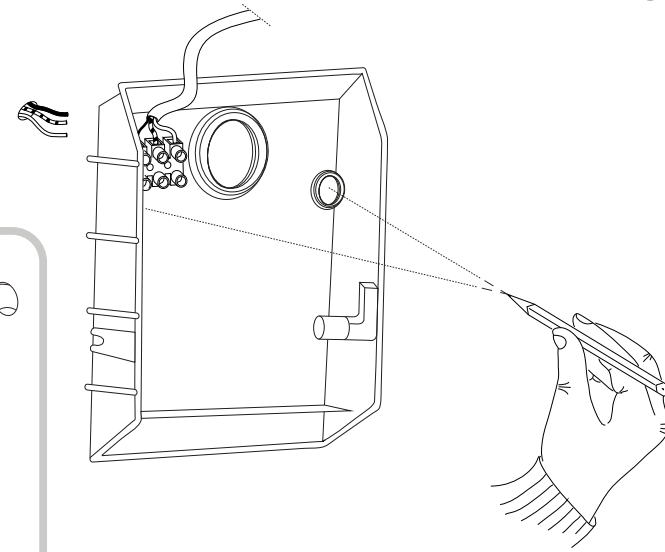
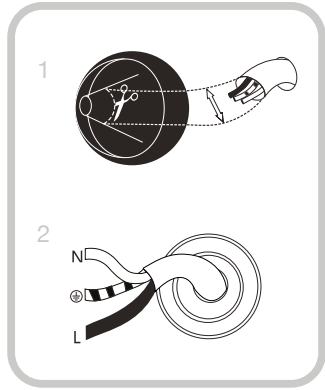
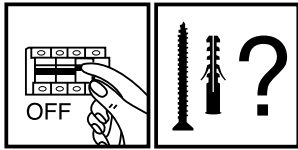


IDEAL LUX s.r.l.
Via Taglio Destro 32
30035 Mirano (VE) Italy
www.ideal-lux.com

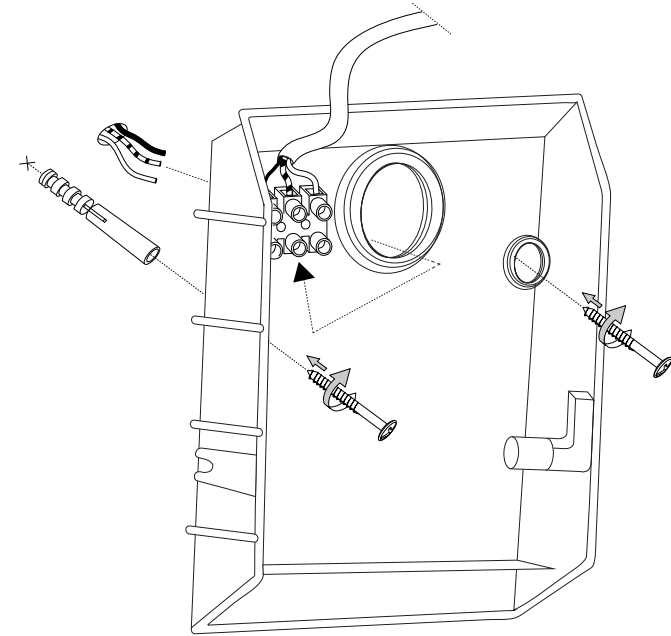
IDEAL LUX Warehouse
Via delle Industrie, 8/D
30036 Santa Maria di Sala (Venezia)
8.00 - 12.00 / 13.30 - 17.00

ESEGUIRE LE OPERAZIONI SEGUENDO L'ORDINE PROGRESSIVO.
FOLLOW THE ASSEMBLY INSTRUCTIONS BY READING THE NUMERICAL PROGRESSION.

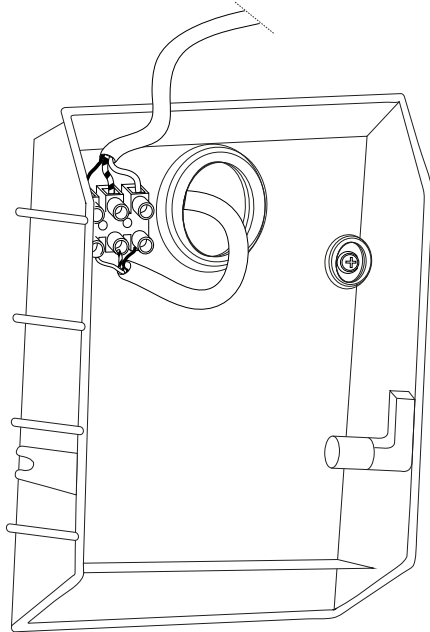
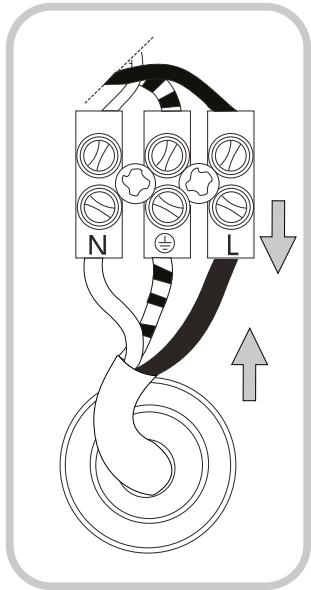
L'INSTALLAZIONE DI QUESTO APPARECCHIO DEVE ESSERE EFFETTUATA DA PERSONALE
QUALIFICATO. THE LIGHTING FITTING SHOULD BE INSTALLED BY A QUALIFIED ELECTRICIAN.



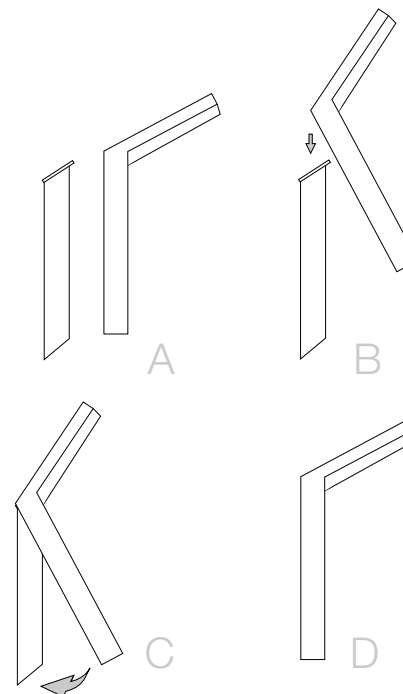
1



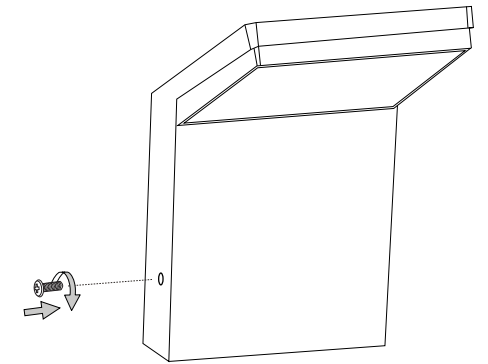
2



3



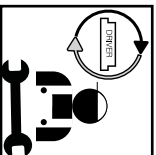

4



5

LA SICUREZZA DI QUESTO APPARECCHIO È GARANTITA SOLO CON L'USO APPROPRIATO DI QUESTE ISTRUZIONI, PERTANTO È NECESSARIO CONSERVARLE.
THE SAFETY AND RELIABILITY ARE GUARANTEED ONLY WHEN INSTALLATION INSTRUCTIONS ARE PROPERLY FOLLOWED. PLEASE KEEP THIS INSTRUCTION SHEET FOR FUTURE REFERENCE.

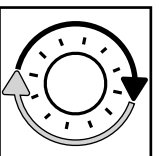
Sorgente luminosa non sostituibile: a fine vita l'apparecchio andrà smaltito / Non-replaceable light source: at the end of its life, the lamp must be disposed.



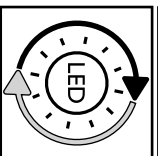
**Questo prodotto contiene una sorgente luminosa
 di classe di efficienza energetica /
 This product is provided with a light source
 with efficiency energy class of:**

EAN	Modello Sorgente Luminosa / Light Source Model		Classe di Efficienza Energetica / Energy Efficiency Class	Sorgente Luminosa / Light Source (mA)	Sorgente Luminosa / Light Source (V)
	8021696246857	STYLE AP 3000K	E	110 mA	72 V DC
8021696209845	STYLE AP 4000K	E	110 mA	72 V DC	
8021696269139	STYLE AP 3000K	E	110 mA	72 V DC	
8021696221502	STYLE AP 4000K	E	110 mA	72 V DC	
8021696322704	STYLE AP 3000K	E	110 mA	72 V DC	
8021696322681	STYLE AP 4000K	E	110 mA	72 V DC	
8021696322650	STYLE AP 3000K	E	110 mA	72 V DC	
8021696322643	STYLE AP 4000K	E	110 mA	72 V DC	
8021696322636	STYLE AP 3000K	E	110 mA	72 V DC	
8021696322629	STYLE AP 4000K	E	110 mA	72 V DC	


LEGENDA ICONE




Sorgente luminosa sostituibile dall'utente finale.
 Replaceable light source by an end-user.



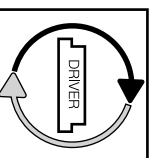
Sorgente LED luminosa sostituibile dall'utente finale.
 Replaceable LED light source by an end-user.



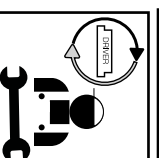
Sorgente luminosa sostituibile esclusivamente da personale autorizzato.
 Replaceable light source by authorized personnel only.




Sorgente luminosa non sostituibile. Quando la sorgente arriverà a fine vita dovrà essere sostituito l'intero apparecchio.
 Non-replaceable light source. Upon end of life of the light source, the whole product will be replaced.



Dispositivo di alimentazione sostituibile dall'utente finale.
 Replaceable control gear by an end-user.



Dispositivo di alimentazione sostituibile esclusivamente da personale autorizzato.
 Replaceable light source by authorized personnel only.



Dispositivo di alimentazione non sostituibile. Quando il dispositivo di alimentazione arriverà dovrà essere sostituito l'intero apparecchio.
 Upon end of life of the control gear, the whole product will be replaced.

- 18.** Jei apsauginis stiklas yra įskilęs arba sudužęs, pakeiskite jį nedelsiant ir naudodami tik nuostatus atitinkančias keičiamas dalis.
- 19.** Šviesos šaltinis su nekeičiamais šviesos diodais (LED). Neišmontuokite gaminio, nes diodai gali pažeisti akis. Nejmerkite į vandenį. Valykite naudodami drėgną šluostę ir venkite stiprių tirpiklių ir ploviklių naudojimo.
- 20.** Prietaise įdiegtas lydysis saugiklis. Jei šviestuvą neįsijungia, pakeiskite lydijį saugiklį.
- 21.** I-ą elektros saugos klasę užtikrina bendra izoliacija bei apsauginis laidininkas (žeminimas) prijungtas prie metalinės šviestuvo dalies. Privalomas žeminimas
- 22.** II-ą elektros saugos klasę užtikrina bendra izoliacija ir dviguba izoliacija arba sustiprinta izoliacija. Žeminimas nėra būtinas.
- 23.** III-ą elektros saugos klasę užtikrina labai žemos įtampos maitinimas (mažesnis, nei 50 voltų). Žeminimas nėra būtinas.
- 24.** Neapsaugotas.
- 25.** Apsaugotas nuo kietųjų kūnų, kurių skersmuo didesnis, nei 50 mm. patekimo.
- 26.** Apsaugotas nuo kietųjų kūnų, kurių skersmuo didesnis, nei 12 mm. patekimo.
- 27.** Apsaugotas nuo kietųjų kūnų, kurių skersmuo didesnis, nei 2,5 mm. patekimo.
- 28.** Apsaugotas nuo kietųjų kūnų, kurių skersmuo didesnis, nei 1 mm. patekimo.
- 29.** Apsaugotas nuo dulkių patekimo.
- 30.** Visiškai apsaugotas nuo dulkių patekimo.
- 31.** Neapsaugotas.
- 32.** Apsaugotas nuo statmenai krentančių vandens lašų patekimo.
- 33.** Apsaugotas nuo vandens lašų, kurių kritimo didžiausias kampas yra 15°, patekimo.
- 34.** Apsaugotas nuo lietaus.
- 35.** Apsaugotas nuo vandens pūslių.
- 36.** Apsaugotas nuo vandens čiurkšlių.
- 37.** Apsaugotas nuo stiprių vandens čiurkšlių.
- 38.** Apsaugotas nuo laikino įmerkimo.
- 39.** Apsaugotas nuo įmerkimo tam tikram laikui.
- 40.** Prietaisas neturi būti uždengiamas šilumą izoliuojančia medžiaga.
- 41.** Dėmesio, elektros smūgio pavojus.
- 42.** Nežiūrėkite tiesiai į šviesos šaltinį.