



MASTERCcolour CDM-Tm Elite Mini

MASTERCcolour CDM-Tm Elite Mini 35W/930 GU6.5 1CT

Mini, single-ended, very high-efficiency, long-life Ceramic Metal Halide discharge lamp producing crisp white sparkling light with high color rendering

Product data

• General Characteristics

Cap-Base	GU6.5 [GU6.5]
Bulb	T13.3
Bulb Finish	Clear
Operating Position	any [Any or Universal (U)]
Life to 5% failures	9000 hr
Life to 10% failures	10000 hr
Life to 20% failures	12000 hr
Life to 50% failures	15000 hr

• Light Technical Characteristics

Color Code	930 [CCT of 3000K]
Color Rendering Index	87 (min), 90 (nom) Ra8
Color Designation (text)	Warm White
Color Temperature	3000 K
Color Temperature Technical	2950 K
Luminous Flux Lamp EL	3900 Lm
Luminous Efficacy Lamp EL	100 Lm/W
Lumen Maintenance 1000h	95 %
Lumen Maintenance 2000h	93 %
Lumen Maintenance 4000h	90 %
Lumen Maintenance 8000h	83 %
Lumen Maintenance 12000h	80 %
Lumen Maintenance 15000h	75 %

Design Mean Lumens EL	3300 Lm
Chromaticity Coordinate X	0.435 -
Chromaticity Coordinate Y	0.396 -

• Electrical Characteristics

System Power EL	43 W
Lamp Wattage	35 W
Lamp Wattage EL 25°C, Rated	39.0 W
Lamp Wattage EL 25°C, Nominal	35.0 W
Lamp Voltage	87 V
Lamp Current EL	0.44 A
Ignition Time	30 (max) s
Run-up time 90%	3 (max) min
Re-ignition Time [min]	15 (max) min
Dimmable	No

• Environmental Characteristics

Energy Efficiency Label (EEL)	A+
Mercury (Hg) Content	4.7 mg
Energy consumption kWh/1000h	43 kWh

• UV-related Characteristics

Damage Factor D/fc PET (NIOSH)	0.4 (max) - 8 (min) h500lx
--------------------------------	----------------------------

PHILIPS

MASTERColour CDM-Tm Elite Mini

• Luminaire Design Requirements

Cap-Base Temperature	250 (max) C
Bulb Temperature	450 (max) C

• Product Dimensions

Overall Length C	56.7 (max) mm
Diameter D	13.3 (max) mm
Light Center Length L	28 (min), 30 (nom), 32 (max) mm
Arc Length O	4.7 mm
Light Center Length L [inch]	1.18 in
Overall Length C [inch]	2.05 (max) in
Diameter D [inch]	0.5 in

• Product Data

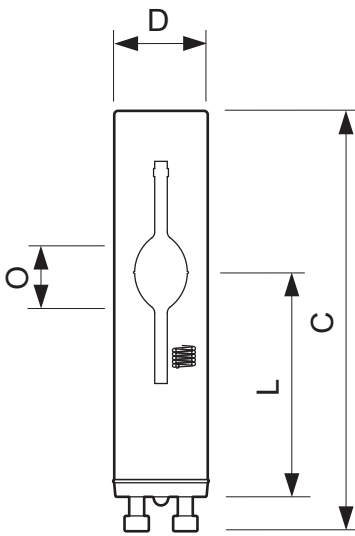
Order code	928187405130
Full product code	928187405130
Full product name	MASTERColour CDM-Tm Elite Mini 35W/930 GU6.5 1CT
Order product name	MC CDM-Tm Elite Mini 35W/930 GU6.5 1CT
Pieces per pack	1
Packing configuration	12
Packs per outerbox	12
Bar code on pack - EAN1	8718291153825
Bar code on outerbox - EAN3	8718291153832
Logistic code(s) - 12NC	928187405130
ILCOS code	MT/UB-35/930-H-GU6.5-13.3/52
Net weight per piece	0.008 kg

Warnings and Safety

- Use only in totally enclosed luminaire, even during testing (IEC61167, IEC 62035, IEC60598)
- The luminaire must be able to contain hot lamp parts if the lamp ruptures
- Use only with electronic control gear
- For 50W use with Philips electronic gear only

- Control gear must include end-of-life protection (IEC61167, IEC 62035)
- A lamp breaking is extremely unlikely to have any impact on your health. If a lamp breaks, ventilate the room for 30 minutes and remove the parts, preferably with gloves. Put them in a sealed plastic bag and take it to your local waste facilities for recycling. Do not use a vacuum cleaner.

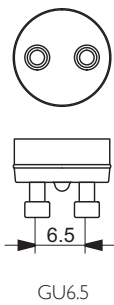
Dimensional drawing



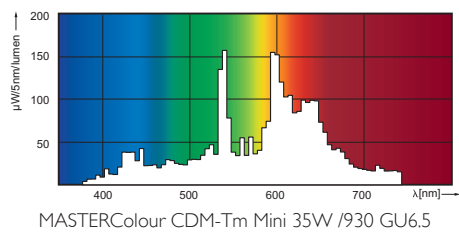
MASTERColour CDM-Tm Elite Mini 35W/930 GU6.5 1CT

Product	C (Max)	D (Max)	L (Min)	L (Norm)	L (Max)	O (Min)	O (Norm)	O (Max)
CDM-Tm 35W/930 GU6.5	56.7	13.3	28	30	32	-	4.7	-

Dimensional drawing



Photometric data



© 2015 Koninklijke Philips N.V. (Royal Philips)
All rights reserved.

Specifications are subject to change without notice. Trademarks are the property of Koninklijke Philips N.V. (Royal Philips) or their respective owners.

www.philips.com/lighting

2015, July 11
data subject to change